

# THE BROOKINGS INSTITUTION

1775 Massachusetts Avenue, NW Washington, DC 20036-2188

Tel: 202-797-6000 Fax: 202-797-6004

[www.brookings.edu](http://www.brookings.edu)

## *Iraq Index* *Tracking Variables of* *Reconstruction & Security in Post-Saddam Iraq*

[www.brookings.edu/iraqindex](http://www.brookings.edu/iraqindex)

Updated August 15, 2005

**For full source information for entries other than the current month, please see the Iraq Index archives at [www.brookings.edu/fp/saban/iraq/indexarchive.htm](http://www.brookings.edu/fp/saban/iraq/indexarchive.htm)**

Michael E. O'Hanlon

Nina Kamp

For more information please contact Nina Kamp at [nkamp@brookings.edu](mailto:nkamp@brookings.edu)

## **TABLE OF CONTENTS**

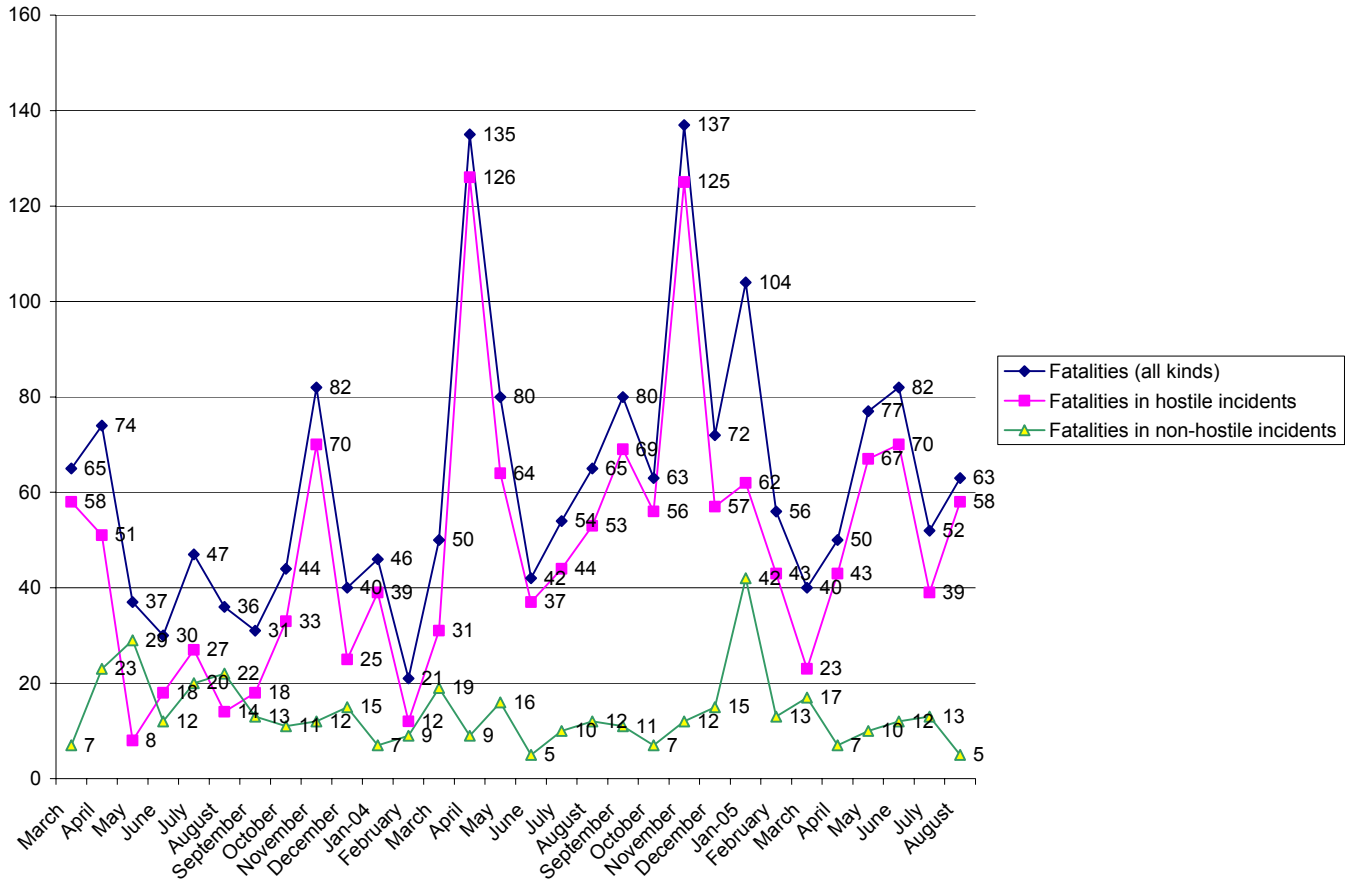
<u><b>Security Indicators</b></u>	<i>Page</i>
U.S. Troop Fatalities since March 2003.....	4
Cause of Death for US Troops.....	5
American Military Fatalities by Category.....	6
Geographic Distribution of Military Fatalities.....	6
U.S. Troops Wounded in Action since March 2003.....	7
British Military Fatalities since March 2003.....	7
Non-U.S. & U.K. Coalition Military Fatalities since March, 2003.....	8
Non-U.S. & U.K. Coalition Military Fatalities by Country since March 2003.....	8
Iraqi Military and Police Killed since January 2005.....	9
Estimates of Iraqi Civilians Killed Since the Start of the War .....	9
Iraqi Civilian Killed as a Result of Acts of War since May 2003.....	10
Car Bombs in Iraq (Lethal and Non-Lethal).....	10
Multiple Fatality Bombings in Iraq.....	11
Killed and Wounded in Multiple Fatality Bombings.....	11
Crime-Related Deaths in Baghdad .....	12
Non-Iraqi Civilian Contractors Killed in Iraq.....	13
Non-Iraqi Civilian Casualties Killed Monthly since May 2003.....	13
Foreign Nationals Kidnapped in Iraq since May 2003.....	14
Total Number of Insurgents Detained or Killed .....	15
Iraqi Prison Population.....	15
Estimated Strength of Insurgency Nationwide.....	16
Estimated Number of Foreign Fighters in the Insurgency .....	16
Nationalities of Non-Iraqi Jihadists Killed in Iraq (November – March 2005).....	16
Coalition Troop Strength in Iraq .....	17
Top Ten Non-U.S. Coalition Contributors of Military Personnel in Iraq.....	18
Attacks on Iraqi Oil and Gas Pipelines, Installations, & Personnel .....	18
Violent Incidents against the Coalition and its Partners.....	19
Daily Number of Insurgent Attacks on Coalition Forces.....	20
American Military Helicopters Downed in Iraq .....	20
Coalition Forces Ability to Find and Disarm Improvised Explosive Devices.....	21
Percentage of 3 <sup>rd</sup> Infantry Division on Their Second Tour in Iraq Since March 2003.....	21
Military Personnel Deployed to Iraq and Afghanistan September 2001-January 2005.....	21
Baathist & Other Resistance Leaders Still at Large .....	21
Size of Iraqi Security Forces on Duty .....	22
Irregular Iraqi Security Forces.....	22
<u><b>Economic &amp; Quality of Life Indicators</b></u>	
Fuel.....	23
Oil Revenue from Exports.....	24
Gross Domestic Product According to the World Bank.....	24
Electricity.....	25
Nationwide Unemployment Rate.....	26
Inflation.....	26
Trained Judges.....	26
Telephone subscribers.....	27
Internet subscribers.....	27
Media .....	27
World Bank Estimate of Iraq Reconstruction Needs.....	28
CPA-Estimated Needs for Iraq Reconstruction in Sectors not Covered by the UN/World Bank Assessment.....	28
American Aid Appropriated, Obligated and Disbursed towards the Iraq Relief and Reconstruction Fund.....	28
Non-American Aid Pledged and Disbursed.....	29
Primary School Enrollment.....	29
Relative Amount of Car Traffic.....	29
Typical Length of Gasoline Lines.....	29

**Polling/Politics**

May 27, 2004-April 20, 2005: International Republican Institute Poll.....30  
Ethno-Religious Composition of the Iraqi Government.....32  
11 April- 20 April, 2005: International Republican Institute Poll.....33  
27 February –March 5, 2005: International Republican Institute Poll.....33  
Iraqi January 2005 Voter Turnout and Election Results.....34  
19 January – January 23, 2005: Abu Dhabi TV/Zogby International Poll .....34  
24 September – 4 October, 2004: International Republican Institute Poll .....34  
10 August-20 August, 2004: International Republican Institute Poll.....35  
24 July-2 August, 2004: International Republican Institute Poll.....35  
End of June, 2004: Iraq Center for Research and Strategic Studies Poll.....35  
9-19 June, 2004: Coalition Provisional Authority Poll.....35  
14-23 May, 2004: Coalition Provisional Authority Poll.....36  
22 March-9 April, 2004: CNN/USA Today/Gallup Poll, Nationwide Poll of Iraq.....38  
9-28 February, 2004: Oxford Research International Study of Iraqi Public Opinion.....38  
State Department Study & Gallup Poll (2003) .....39

# SECURITY INDICATORS

## U.S. TROOP FATALITIES SINCE MARCH 19, 2003<sup>1</sup>



**Total from March 19, 2003 (start of major combat operations) through August 14, 2005:**

Fatalities (all kinds): **1,855**

Fatalities in hostile incidents: **1,440**

Fatalities in non-hostile incidents: **415**

**NOTE ON U.S. TROOP FATALITIES SINCE MARCH 19, 2003 TABLE:**

The daily Department of Defense casualty reports that we use for our monthly estimates on U.S troops killed doesn't make entirely clear when in a 24 hour period casualties were incurred. Since the reports are published 11AM daily, there is the possibility that our numbers for January 2005 and onwards are slightly off due to uncertainties about whether casualties occurred on the first and last day of each month. We have chosen to interpret the numbers in the casualty report as representing fatalities that occurred throughout the previous day. Total fatalities include four civilians working for the Department of Defense.

### CAUSE OF DEATH FOR US TROOPS

Month	Cause of Death Improvised Explosive Device	Car Bombs	Mortars And Rockets	Rocket Propelled Grenades	Helicopter Losses*	Other Hostile Fire	Non- Hostile Causes*	Total
March 2003	0 (0%)	0 (0%)	0 (0%)	0 (0%)	8 (12.3%)	50 (61.5%)	7 (10.8%)	65
April	0 (0%)	0 (0%)	3 (4.1%)	4 (5.4%)	8 (10.8%)	41 (55.4%)	18(24.3%)	74
May	0 (0%)	0 (0%)	0 (0%)	0 (0%)	7 (18.9%)	6 (16.2%)	24 (64%)	37
June	0 (0%)	0 (0%)	0 (0%)	4 (13.3%)	0 (0%)	14 (46.6%)	12 (39.8%)	30
July	4 (8.3%)	0 (0%)	0 (0%)	9 (18.8%)	0 (0%)	15 (31.3%)	20 (41.7%)	48
August	7 (20%)	0 (0%)	0 (0%)	2 (5.7%)	0 (0%)	7 (20%)	19 (54.3%)	35
September	5 (16.1%)	0 (0%)	2 (6.5%)	2 (6.5%)	1 (3.2%)	9 (29%)	12 (38.7%)	31
October	13 (29.5%)	0 (0%)	4 (9.1%)	2 (4.5%)	0 (0%)	14 (31.8%)	11 (25%)	44
November	20 (24.4%)	0 (0%)	1 (1.2%)	1 (1.2%)	39 (47.6%)	8 (9.8%)	13 (15.8%)	82
December	18 (45%)	1 (2.5%)	2 (5%)	0 (0%)	0 (0%)	4 (10%)	15 (37.5%)	40
January 2004	20 (42.6%)	3 (6.4%)	4 (8.5%)	1 (2.1%)	14 (29.8%)	4 (8.5%)	1 (2.1%)	47
February	9 (45%)	0 (0%)	2 (10%)	0 (0%)	2 (10%)	3 (15%)	4 (20%)	20
March	19 (36.5%)	0 (0%)	4 (7.7%)	0 (0%)	0 (0%)	12 (23.1%)	17 (32.7%)	52
April	16 (11.9%)	10 (7.4%)	7 (5.2%)	13 (9.6%)	2 (1.5%)	78 (57.8%)	9 (6.7%)	135
May	21 (26.3%)	2 (2.5%)	12 (15%)	2 (2.5%)	0 (0%)	25 (31.3%)	18 (22.5%)	80
June	12 (28.6%)	2 (4.8%)	7 (16.7%)	1 (2.4%)	0 (0%)	15 (35.7%)	5 (11.9%)	42
July	17 (31.5%)	2 (3.7%)	7 (13%)	2 (3.7%)	0 (0%)	16 (29.6%)	10 (18.5%)	54
August	16 (24.2%)	0 (0%)	2 (3%)	4, (6.1%)	2 (3%)	33 (50%)	9 (13.6%)	66
September	15 (18.8%)	11(13.8%)	4 (5%)	2 (2.5%)	0 (0%)	37, 46%	11 (13.8%)	80
October	12 (19%)	19 (30.2%)	2 (3.2%)	4 (6.3%)	2 (3.2%)	19 (30.2%)	5 (7.9%)	63
November	18 (13.1%)	6 (4.4%)	4 (2.9%)	4 (2.9%)	0 (0%)	93 (67.9%)	12 (8.8%)	137
December	14 (19.4%)	2 (2.8%)	1 (1.4%)	0 (0%)	2 (2.8%)	41 (56.9%)	12 (16.7%)	72
January 2005	29 (27.1%)	3 (2.8%)	3 (2.8%)	8 (7.5%)	33 (30.8%)	11 (10.3%)	20 (9.4%)	107
February	25 (43.1%)	1 (1.7%)	1 (1.7%)	0 (0%)	0 (0%)	15 (25.9%)	16 (27.6%)	58
March	13 (36.1%)	7 (19.4%)	1 (2.8%)	0 (0%)	0 (0%)	10 (27.8%)	5 (13.9%)	36
April	20 (38.5%)	7 (13.5%)	5 (9.6%)	2 (3.8%)	0 (0%)	12 (23.1%)	6 (11.5%)	52
May	33 (41.2%)	10 (12.5%)	6 (7.5%)	2 (2.5%)	2 (2.5%)	14 (17.5%)	13 (16.3%)	80
June	36 (46.2%)	8 (10.3%)	2 (2.6%)	3 (3.8%)	2 (2.6%)	18 (23.1%)	9 (11.5%)	78
July	36 (66.7%)	2 (3.7%)	3 (5.6%)	0 (0%)	0 (0%)	4 (7.4%)	9 (16.7%)	54
August	26 (48.1%)	7 (13%)	0 (0%)	0 (0%)	0 (0%)	17 (31.5%)	4 (7.4%)	54
<b>Total</b>	<b>474 (25.6%)</b>	<b>103 (5.6%)</b>	<b>89 (4.8%)</b>	<b>72 (3.9%)</b>	<b>124 (6.7%)</b>	<b>645 (34.8%)</b>	<b>346 (18.7%)</b>	<b>1853</b>

Through August 14, 2005

**NOTE ON CAUSE OF DEATH DETAIL TABLE:** Helicopter losses include deaths caused by both non-hostile helicopter accidents and helicopters downed by hostile fire. Hostile losses were as follows: 3/03 (8 killed); 4/03 (2); 11/03 (39); 1/04 (10); 4/04 (2); 5/05 (2); 6/05 (2); total: 65. Non-hostile losses were as follows: 4/03 (6 killed); 5/03 (7); 9/03 (1); 1/04 (4); 2/04 (2); 8/04 (2); 10/04 (2); 12/04 (2); 1/05 (33); total: 59. The “Non-Hostile Causes” data then does not include non-hostile helicopter losses.

The total number of deaths as listed here may vary slightly from the Total Fatalities listed under “US Troop Fatalities Since March 19, 2003” because the two charts use data from different sources. Any discrepancy is likely to be a result of a difference in the cut-off time until which data was included.

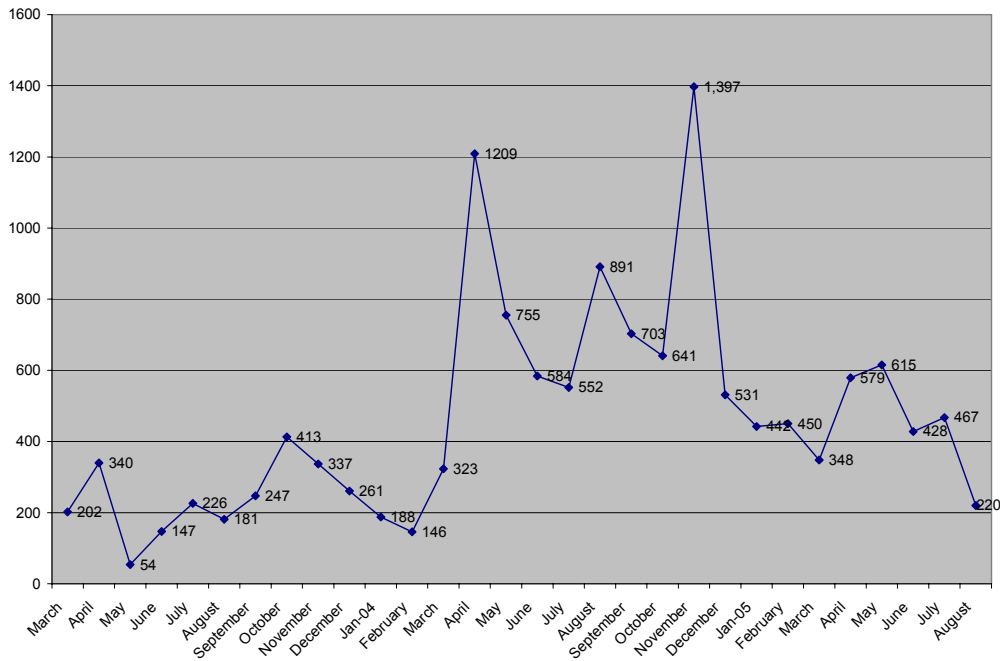
**AMERICAN MILITARY FATALITIES BY CATEGORY MARCH 19, 2003 – August 6, 2005**

<b>Category</b>	<b>Total fatalities as of August 6, 2005: 1,827</b>
<b>Gender</b>	Male: 1,786 Female: 41
<b>Age</b>	Younger than 22: 535 22-24: 431 25-30: 458 31-35: 178 Older than 35: 225
<b>Component</b>	Active: 1,393 Reserve: 182 National Guard: 252
<b>Military service</b>	Army: 1,222 Marines: 550 Navy: 36 Air Force: 19
<b>Officers/Enlisted</b>	Officer: 192 E5-E9: 565 E1-E4: 1,070
<b>Race/Ethnicity</b>	American Indian or Alaska Native: 16 Asian: 32 Black or African American: 198 Hispanic or Latino: 201 Multiple races, pending or unknown: 21 Native Hawaiian or Pacific Islander: 19 White: 1,340

**GEOGRAPHIC DISTRIBUTION OF AMERICAN MILITARY FATALITIES MARCH 19, 2003-MARCH 20, 2005<sup>2</sup>**

<b>Geographic distribution of Americans military killed March 19, 2003- March 20, 2005</b>
26.2% were from cities and large towns in the U.S. 40.5% were from suburbs in the U.S. 33.3% were from rural areas in the U.S.

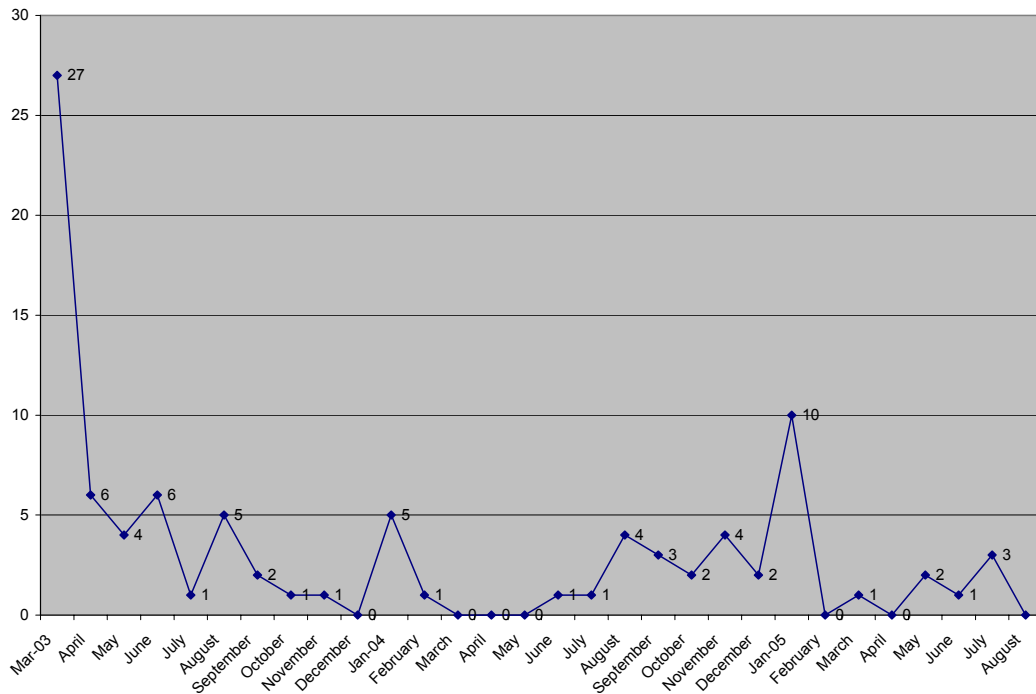
**U.S. TROOPS WOUNDED IN ACTION SINCE MARCH 2003<sup>3</sup>**



**Total from March 19, 2003 through August 14, 2005: 13,877**

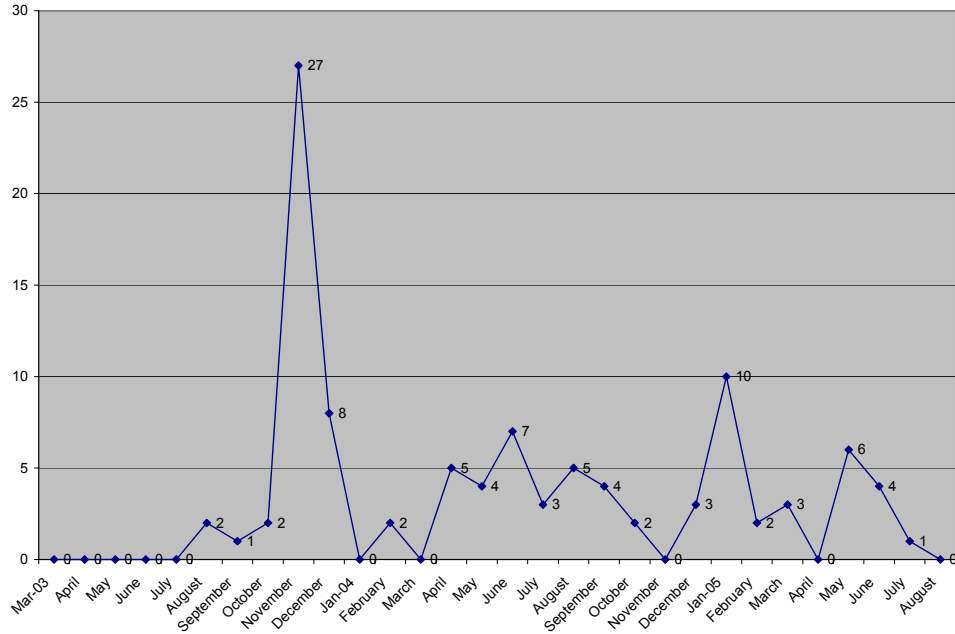
The daily Department of Defense casualty reports that we use for our monthly estimates on U.S troops killed does not make it entirely clear when in a 24 hour period casualties were incurred. Since the reports are published at 10AM daily, there is possibility that our numbers for January 2005 and onwards are slightly off due to uncertainties about whether casualties occurred on the first or the last of each month.

**BRITISH MILITARY FATALITIES SINCE MARCH 19, 2003<sup>4</sup>**



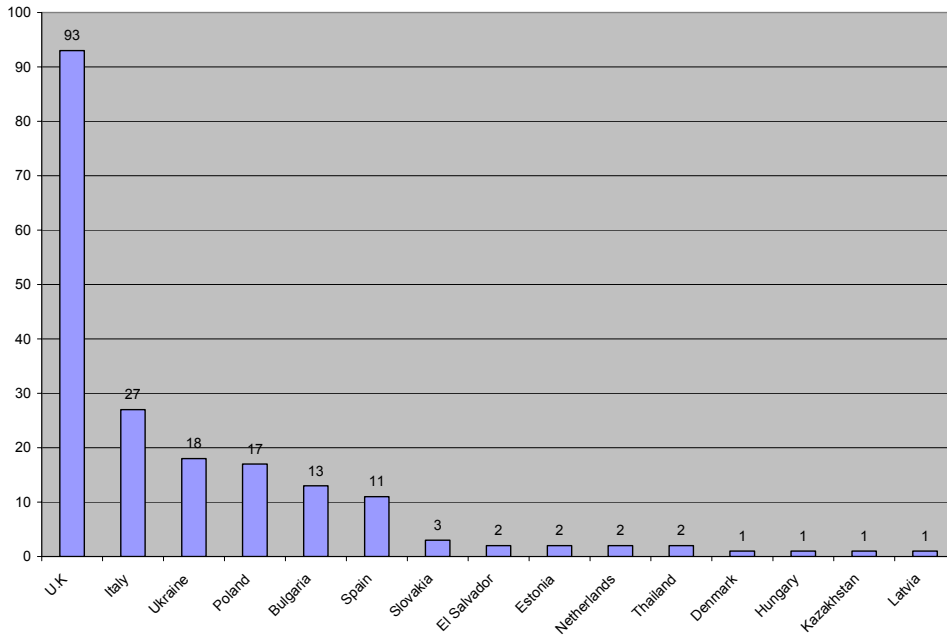
**Total through August 14, 2005: 93**

**NON-U.S. & U.K. COALITION MILITARY FATALITIES SINCE MARCH 19, 2003<sup>5</sup>**



**Total through August 14, 2005: 101**

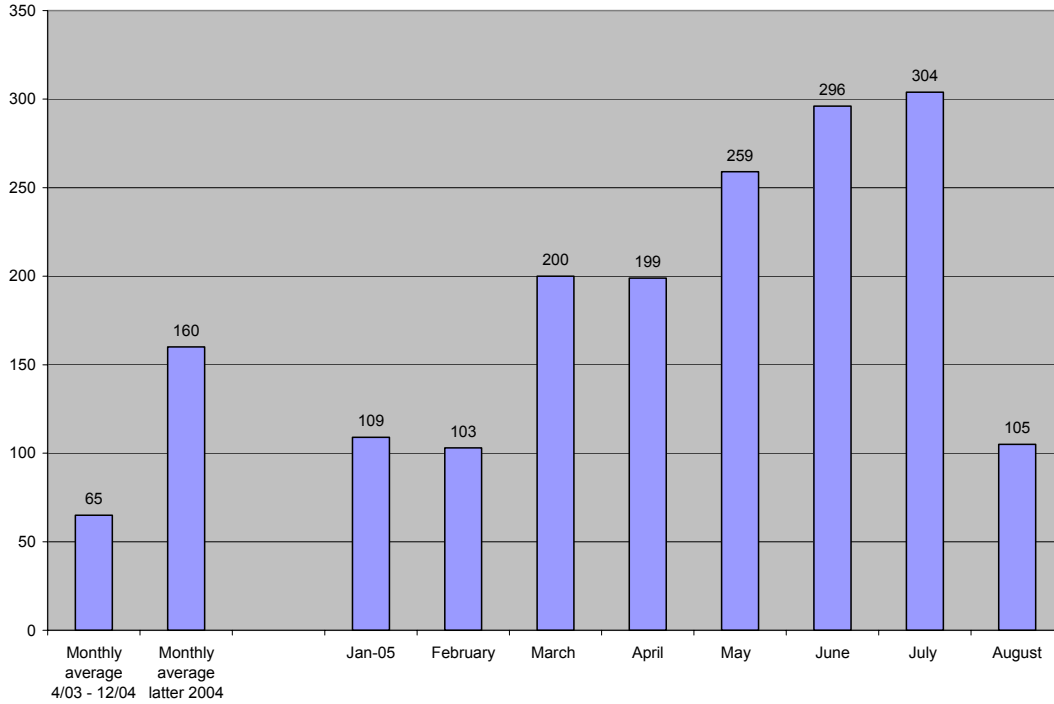
**NON-U.S. COALITION TROOP FATALITIES BY COUNTRY SINCE MARCH 19, 2003<sup>6</sup>**



**Total through August 14, 2005: 194**



**IRAQI MILITARY & POLICE KILLED MONTHLY<sup>7</sup>**



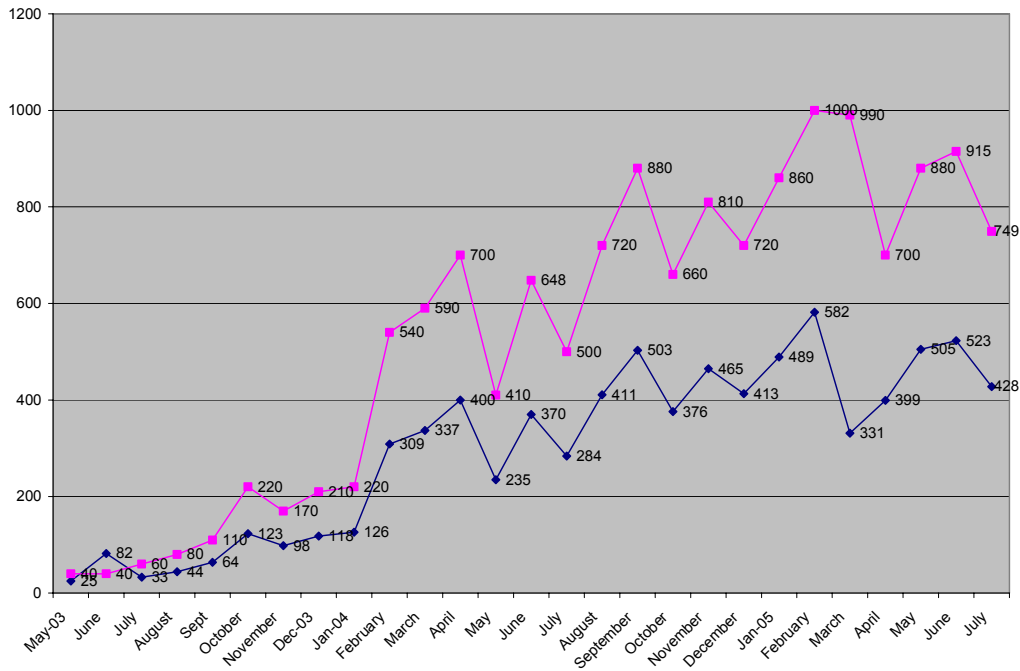
**Total June 2003 through August 14, 2005: 2,875**

**1,300 Iraqi military and police were killed between June 2003 and January 4, 2005** according to Iraqi Minister of Interior Falah Hasan Al-Naqib. "Iraqi Officers, Police Members Killed so Far Total 1,300," Kuwait News Agency (KUNA) January 4, 2005.

**ESTIMATES OF IRAQI CIVILIANS KILLED SINCE THE START OF THE WAR**

Source	Estimate
Iraq Body Count	23,600 – 26,700 as of August 14, 2005 <sup>8</sup>
Statement by British Foreign Secretary Jack Straw	>10,000 as of February, 2004
Shaik Omar Clinic, Baghdad	10,363 as of September 8, 2004 (in Baghdad and surrounding towns alone)
Amnesty International (London)	>10,000 as of September 8, 2004
The Human Rights Organization, Iraq	>30,000 as of September 8, 2004
Iraq Index (assume 5,630-10,000 Iraqi civilians killed from March 19, 2003 - April 30, 2003 as reported in detail by Iraq Body Count)	Not including deaths from crime as of August 1, 2005: 13,700 – 24,400 Including deaths from crime as of August 1, 2005: 32,300 – 65,800

**IRAQI CIVILIANS KILLED AS A RESULT OF ACTS OF WAR SINCE MAY 1, 2003**

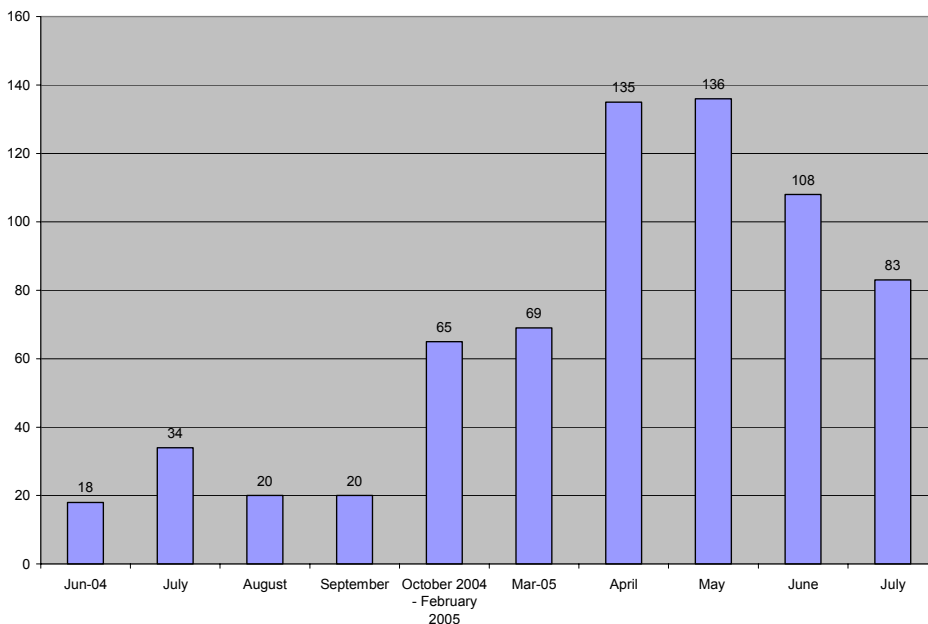


**Total May 2003 through August 1, 2005: 8,073 – 14,400**

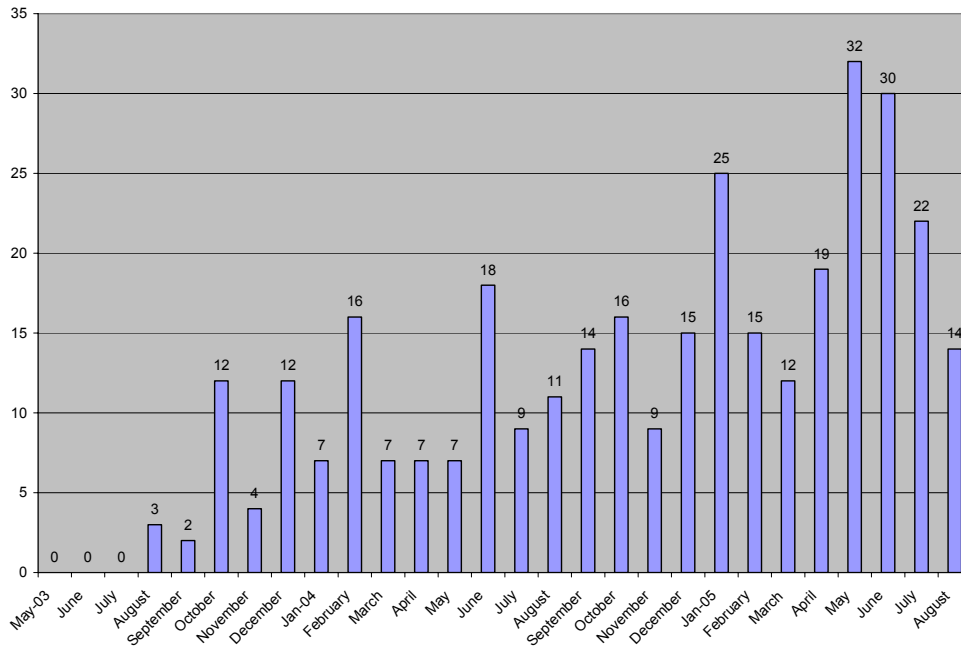
These numbers do not include Iraqi civilians killed during major combat operations March 19, 2003-April 30, 2003. 203-350 Iraqi civilians were killed July 1-14, 2005.

**NOTE ON IRAQI CIVILIANS KILLED AS A RESULT OF ACTS OF WAR TABLE:** Our lower bound for each month is based on detailed reports from Iraq Body Counts.org. Because the organization’s reports of Iraqi civilian fatalities are not necessarily reported in the order they occur, the estimated number of civilians killed up until a certain date may change as more cases are reported. We recognize that these estimates are most probably lower than the actual number since many separate incidents go unreported or unnoticed. We are doing our utmost not to include suspected Iraqi insurgents killed deliberately by U.S. forces or Iraqi civilians killed as a result of crime. (Iraqi security forces are included in the lower bound.) Our higher bound for each month is simply 1.75 times the lower bound. This is a rough estimate, and reflects the fact that the estimates for civilian casualties from the Iraqi Ministry of the Interior were 75 percent higher than those of our Iraq Body Count based estimate over the December 2003 – May 2005 period. Ellen Knickmeyer, “Iraq Puts Civilian Toll at 12,000.” Washington Post, June 3, 2005.

**CAR BOMBS IN IRAQ (LETHAL AND NON-LETHAL)<sup>2</sup>**

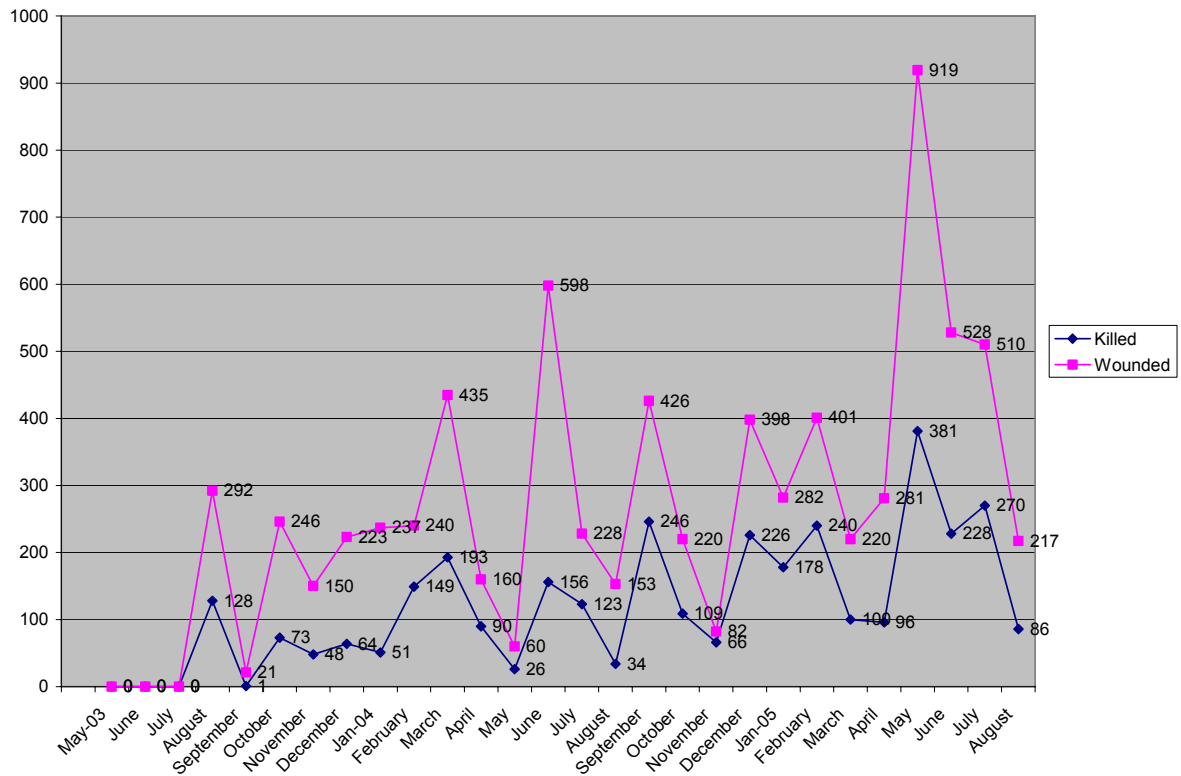


**MULTIPLE FATALITY BOMBINGS<sup>10</sup>**



**Total as of August 14, 2005: 338 (whereof 202 suicide bombings)**

**KILLED AND WOUNDED IN MULTIPLE FATALITY BOMBINGS<sup>11</sup>**



**Total as of August 14, 2005:**

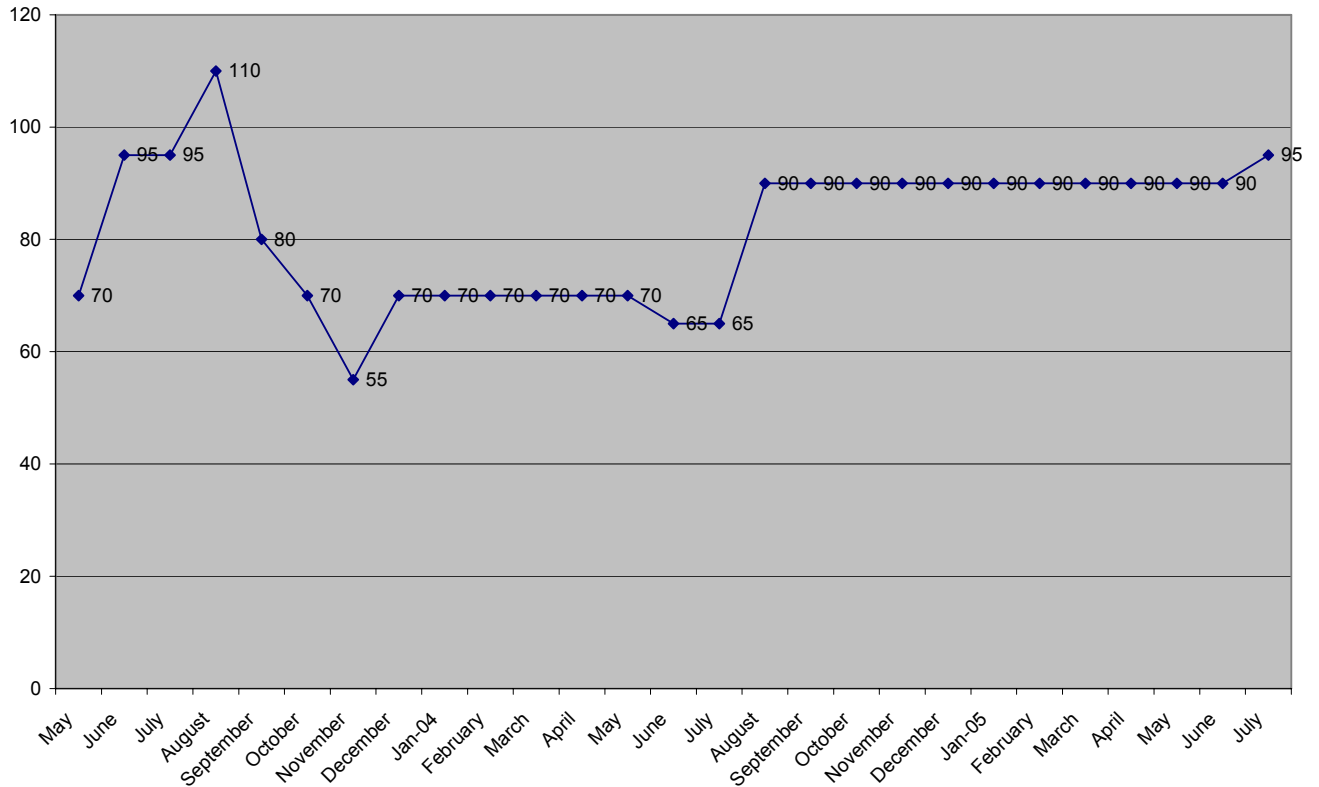
**Killed: 3,362**

**Wounded: 7,527**

**NOTE: Attacks that kill more than 2 people are considered multiple fatality bombings.**

**CRIME-RELATED DEATHS IN BAGHDAD SINCE MAY, 2003<sup>12</sup>**

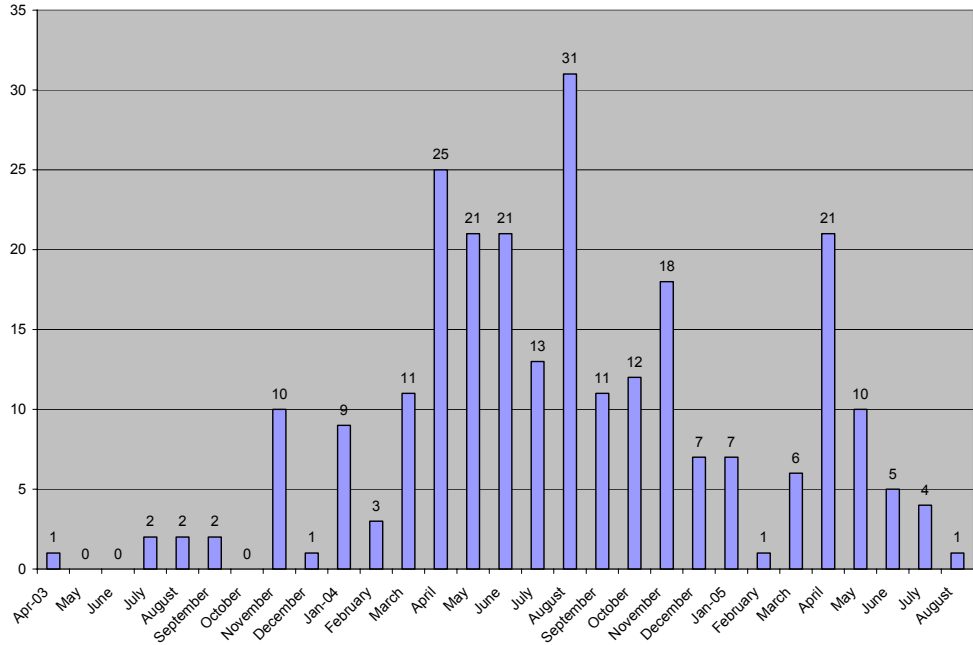
Estimated annualized murder rate per 100,000 citizens[i] (For comparison Washington DC rate: 43[ii])



**NOTE ON CRIME RELATED DEATHS IN BAGHDAD:** Estimates for each month are typically based on the number of bodies brought to the Baghdad morgue with mortal gunshot wounds. We recognize that our estimates could be too high as a result of that some of the gunshot victims could be insurgents killed intentionally by U.S. military, but also that they could be too low since many murder victims are never taken to the morgue, but buried quickly and privately and therefore never recorded in official tallies. The homicide rate is calculated based on an estimated population of 5.6 million people in Baghdad.

**NOTE ON CRIME RELATED DEATHS IN BAGHDAD:** Interpol lists the following nationwide numbers per 100,000 citizens for countries in the region: Libya 2.08, Jordan 6.33, Lebanon 3.38, Saudi Arabia, 0.71. However, Interpol notes that these [nationwide] statistics cannot be used as a basis for comparison between different countries. This is partly because "police statistics reflect reported crimes, but this only represents a fraction of the real level. The volume of crimes not reported to the police may depend on the actions, policies and perceptions of the police. These can vary with time, as well as from country to country." Because of the inherent difficulty in interpreting and comparing international murder rates, all such statistics - including those stated in the table above - should be interpreted guardedly.

**NON-IRAQI CIVILIAN CONTRACTORS KILLED IN IRAQ<sup>13</sup>**

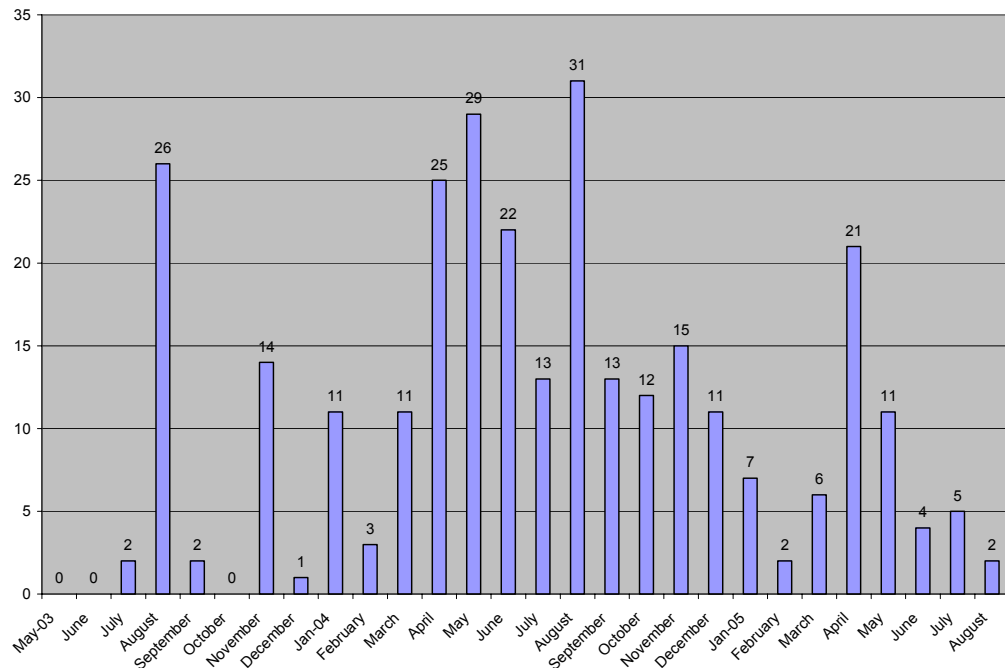


**Total as of August 14, 2005: 255**

**NOTE ON NON-IRAQI CIVILIAN CONTRACTORS KILLED IN IRAQ:** This list is incomplete and does not include an additional 44 contractors that were killed up until December 31, 2004. Since we do not know during which month these deaths occurred they are not represented in the graph above.

As of March, 2005, there were more than 20,000 foreign (non-Iraqi) private military contractors in Iraq. 6,000 of these are in armed tactical roles. Peter W. Singer, "Outsourcing War," *Foreign Affairs*, March 2005.

**NON-IRAQI CIVILIANS (INCLUDING CONTRACTORS) KILLED SINCE MAY, 2003<sup>14</sup>**



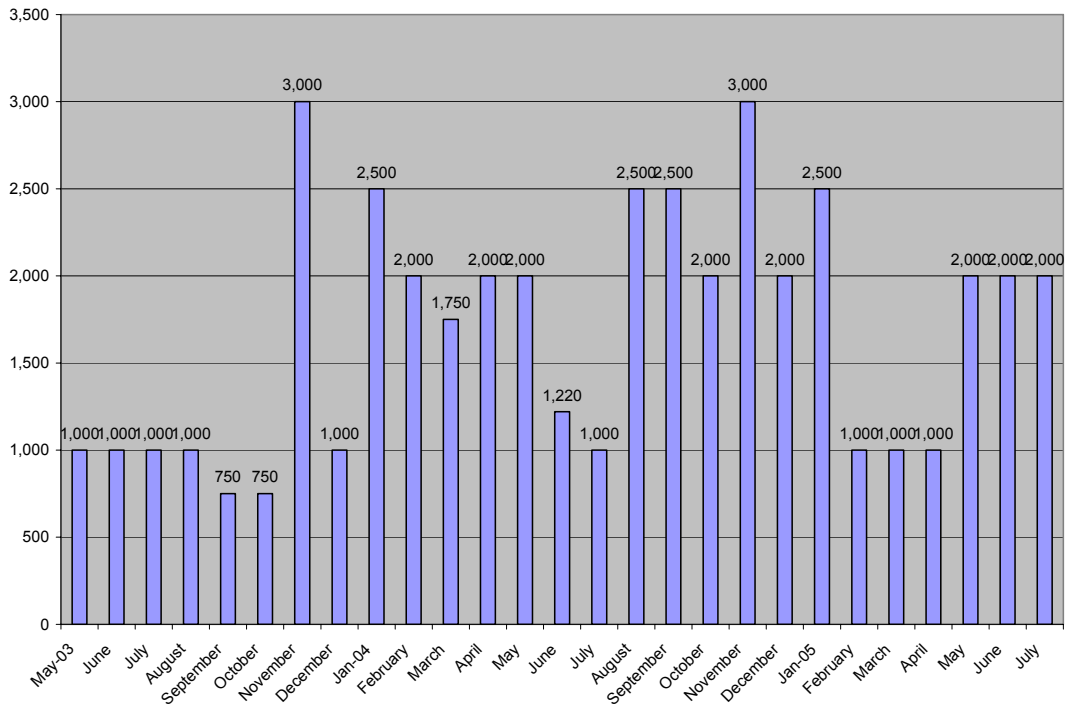
**Total through August 14, 2005: 299**

**FOREIGN NATIONALS KIDNAPPED IN IRAQ SINCE MAY 2003**

<b>Month</b>	<b>Number of foreigners kidnapped</b>	<b>Status</b>
<b>Date of capture unknown</b>	<b>14</b>	<b>3 killed, 11 unknown</b>
<b>May 2003 - October 2003</b>	<b>0</b>	
<b>November</b>	<b>1</b>	<b>1 released</b>
<b>December 2003 -March 2004</b>	<b>0</b>	
<b>April</b>	<b>43</b>	<b>3 killed, 30 released, 2 still held, 1 escaped, 7 status unknown</b>
<b>May</b>	<b>2</b>	<b>1 killed, 1 still held</b>
<b>June</b>	<b>3</b>	<b>2 killed, 1 escaped</b>
<b>July</b>	<b>26</b>	<b>3 killed, 13 released, 6 still held, 1 rescued, 1 escaped, 2 unknown</b>
<b>August</b>	<b>30</b>	<b>15 killed, 15 released</b>
<b>September</b>	<b>31</b>	<b>4 killed, 4 released, 22 still held, 1 rescued</b>
<b>October</b>	<b>7</b>	<b>3 killed, 2 released, 2 still held</b>
<b>November</b>	<b>5</b>	<b>1 killed, 1 released, 3 still held</b>
<b>December</b>	<b>2</b>	<b>2 still held</b>
<b>January 2005</b>	<b>13</b>	<b>10 released, 3 still held</b>
<b>February</b>	<b>10</b>	<b>8 released, 2 still held</b>
<b>March</b>	<b>5</b>	<b>3 released, 2 still held</b>
<b>April</b>	<b>7</b>	<b>6 released, 1 still held</b>
<b>May</b>	<b>4</b>	<b>1 killed, 2 still held, 1 rescued</b>
<b>June</b>	<b>0</b>	
<b>July</b>	<b>3<sup>15</sup></b>	<b>3 killed</b>
<b>August</b>	<b>4<sup>16</sup></b>	<b>1 killed, 1 released, 2 unknown</b>
<b>Total through August 14, 2005</b>	<b>210</b>	<b>40 killed, 93 released, 48 still held, 3 escaped, 3 rescued, 22 status unknown</b>

**NOTE ON FOREIGN NATIONALS KIDNAPPED IN IRAQ TABLE:** The Iraqi Interior Ministry estimates that 5,000 Iraqis were kidnapped between December 2003 and late April 2005. Haifa Zangana, "Blair Made a Pledge to Iraqis Once," *The Guardian*, April 22, 2005.

**TOTAL NUMBER OF INSURGENTS DETAINED OR KILLED<sup>17</sup>**



**NOTE ON TOTAL NUMBER OF INSURGENTS DETAINED OR KILLED TABLE:** The estimate of suspected insurgents killed or detained since May 2003 is a very rough one. The substantial increase in number of people detained or killed in November 2003 and onwards may not imply a huge increase in people detained or killed but rather that the data improved starting that month.

**IRAQI PRISON POPULATION**

Peak prison population in 2003	10,000
June 2004	5,435 <sup>18</sup>
July 2004	5,700 (of which 90 are foreign nationals)
September 2004	5,500 (whereof 2 are women, 65-70 are juveniles and 130-140 are foreign nationals)
October 2004	4,300
November 2004	8,300
January 2005	7,837
June 2005	10,783
July 2005	15,000 <sup>19</sup>

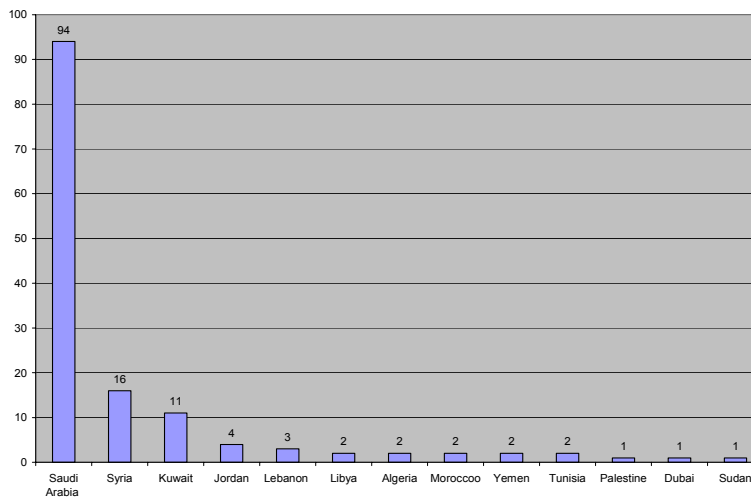
**ESTIMATED STRENGTH OF INSURGENCY NATIONWIDE**

Month	Estimated strength of insurgency nationwide
November	5,000
December	5,000
January 2004	3, 000-5,000
February	N/A
March	N/A
April	5,000
May	15,000
June	15,000
July	20,000
August	20,000
September	20,000
October	20,000
November	20,000
December	“more than 20,000”
January	18,000
February	18,000
March	16,000
April	16,000
May	16,000 <sup>20</sup>
June	15,000-20,000
July	“no more than 20,000” <sup>21</sup>

**ESTIMATED NUMBER OF FOREIGN FIGHTERS IN THE INSURGENCY**

January 2004	300-500
July 2004	“Low hundreds”
September 2004	“Less than 1000”
November 2004	3,000
January 2005	“Fewer than 1,000”
February 2005	“Fewer than 1,000”
May 2005	1,000
June 2005	750-1,000
July 2005	750-1,000

**NATIONALITIES OF NON-IRAQI JIHADISTS KILLED IN IRAQ NOVEMBER – MARCH, 2005<sup>22</sup>**





**COALITION TROOP STRENGTH IN IRAQ SINCE MAY**

Month	U.S. troops in Iraq			Other coalition troops in Iraq (excluding U.S. & Iraqi forces)	Total international troop strength in Iraq
	Active	Reserve (includes National Guard)	Total		
May 2003	~142,000	~8,000	150,000	23,000	173,000
June	~126,000	~24,000	150,000	21,000	171,000
July	~124,000	~25,000	149,000	21,000	170,000
August	~114,000	~25,000	139,000	22,000	161,000
September	~103,000	~29,000	132,000	24,000	156,000
October	~102,000	~29,000	131,000	25,000	156,000
November	N/A	N/A	123,000	23,900	146,900
December	~85,400	~36,600	122,000	24,500	146,500
January 2004	N/A	N/A	122,000	25,600	147,600
February	N/A	N/A	115,000	24,000	139,000
March	N/A	N/A	130,000	24,000	154,000
April	N/A	N/A	137,000	25,000	162,000
May	N/A	N/A	138,000	24,000	162,000
June	89,700	48,300	138,000	23,000	161,000
July	N/A	N/A	140,000	22,000	162,000
August	84,000	56,000	140,000	23,700	163,700
September	82,800	55,200	138,000	24,600	162,600
October	82,800	55,200	138,000	24,000	162,000
November	82,800	55,200	138,000	24,000	162,000
December	82,800	55,200	148,000	25,000	173,000
January 2005	90,000	60,000	150,000	25,300	175,300
February	N/A	N/A	155,000	25,000	180,000
March	N/A	N/A	150,000	22,000	172,000
April	N/A	N/A	142,000	22,000	164,000
May	N/A	N/A	138,000	23,000	161,000
June	N/A	N/A	135,000	23,000	158,000
July	N/A	N/A	138,500 <sup>23</sup>	23,000	161,500

N/A= Not available

**NOTE ON COALITION TROOP STRENGTH IN IRAQ SINCE MAY TABLE:** In late 2003 the Department of Defense announced that it planned to draw down the number of American troops in Iraq to 105,000 by May 2004. “GAO-04-902R Rebuilding Iraq,” June 2004, General Accounting Office.

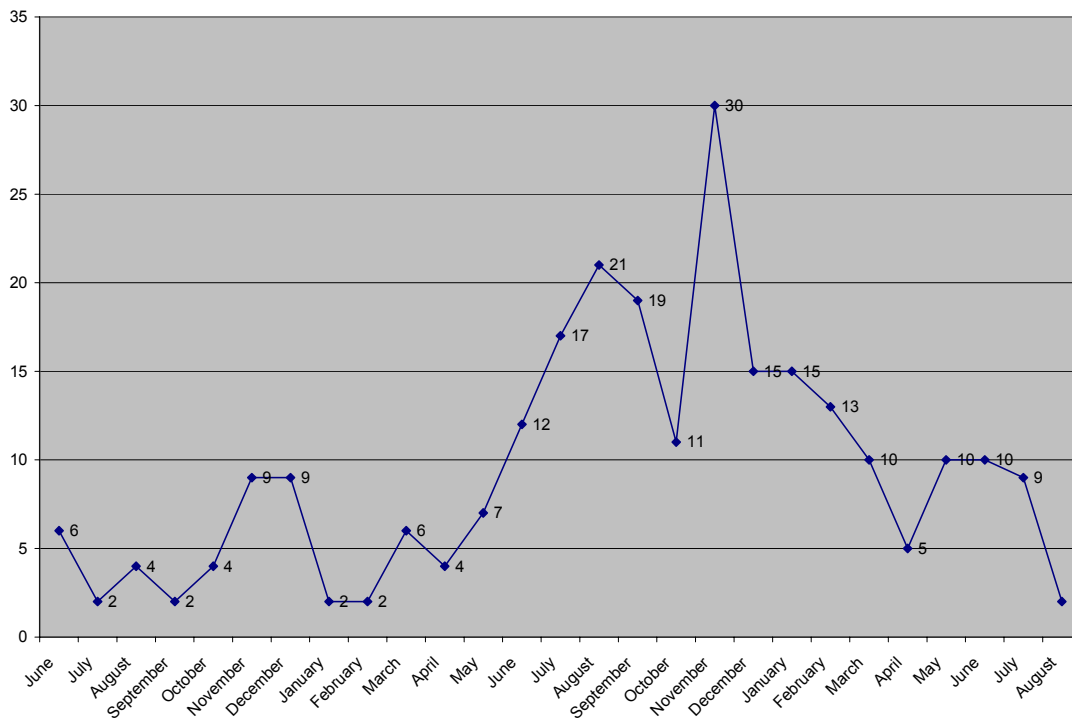
All numbers are end of month estimates or latest data available for the current month.

**TOP TEN NON-U.S. COALITION CONTRIBUTORS OF MILITARY PERSONNEL IN IRAQ**

Coalition country	Military personnel in Iraq <sup>24</sup>
United Kingdom	8,000
South Korea	3,600
Italy	3,000
Poland	1,700
Ukraine	1,650
Georgia	850
Romania	800
Japan	550
Denmark	530
Bulgaria	400
Remaining 17 coalition countries	1,920

As of May 6 - June 15, 2005

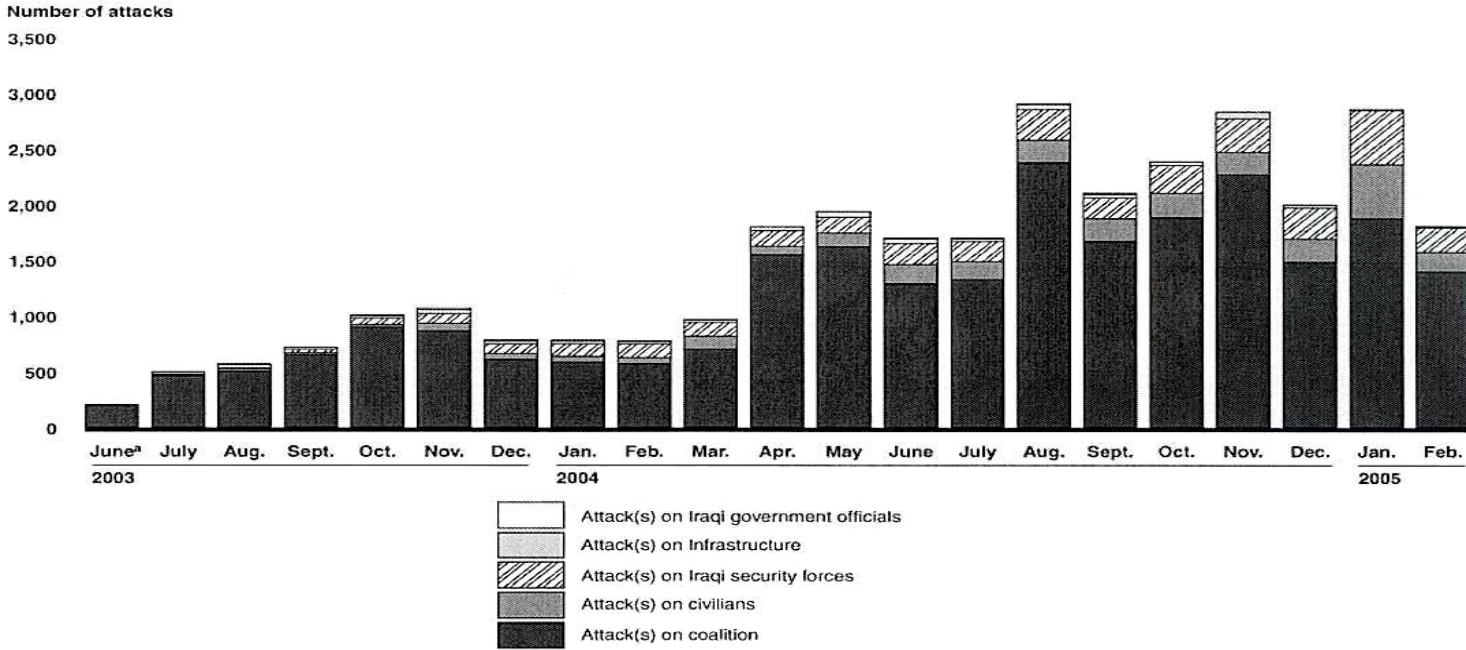
**ATTACKS ON IRAQI OIL AND GAS PIPELINES, INSTALLATIONS & PERSONNEL<sup>25</sup>**



**Total through August 14, 2005: 255**

**NOTE ON TOP TEN NON-U.S. COALITION CONTRIBUTORS OF MILITARY PERSONNEL IN IRAQ TABLE:** In addition to the United States, 27 countries have troops in Iraq as of July 13, 2005: Albania, Armenia, Australia, Azerbaijan, Bosnia/Herzegovina, Bulgaria, Czech Republic, Denmark, El Salvador, Estonia, Georgia, Italy, Japan, Kazakhstan, South Korea, Latvia, Lithuania, Macedonia, Moldova, Mongolia, Norway, Poland, Portugal, Romania, Slovakia, Ukraine, and the United Kingdom. "Iraq Weekly Status Report," Department of State, July 13, 2005.

**VIOLENT INCIDENTS AGAINST THE COALITION AND ITS PARTNERS AS REPORTED BY THE G.A.O.**

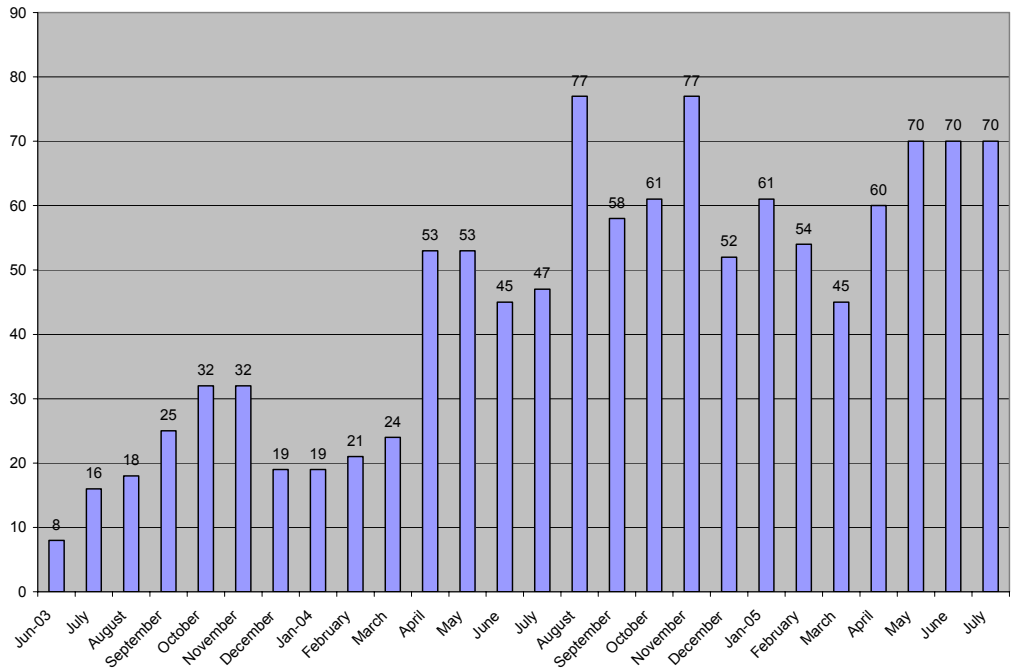


Source: MNC-I SigActs, 050000CMAR05

<sup>a</sup>According to DIA officials, June 2003 data are incomplete.

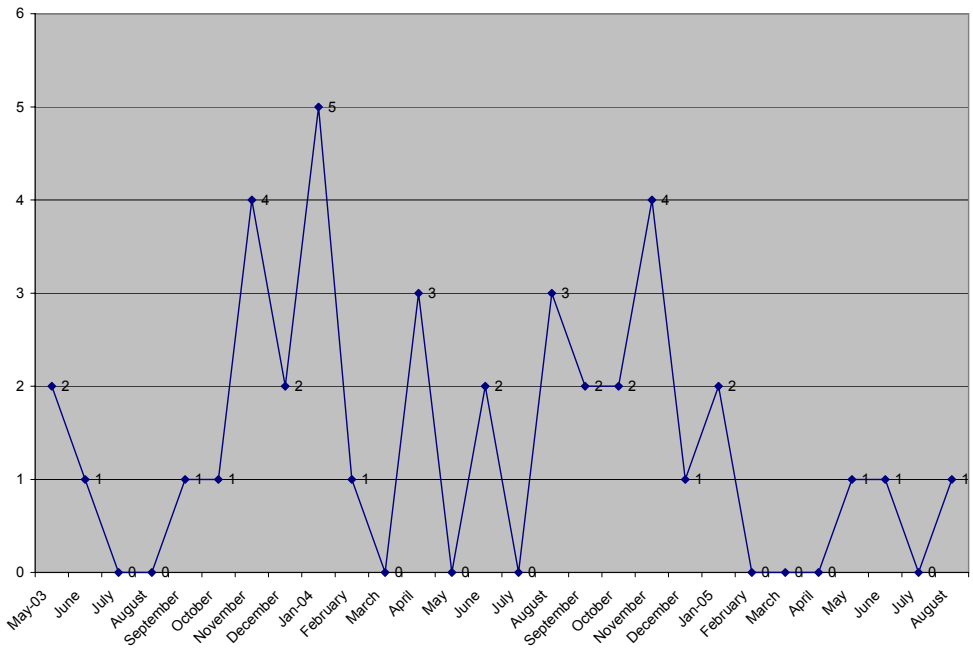
**NOTE:** Exact numbers for each month are not available.

**NUMBER OF DAILY ATTACKS BY INSURGENTS<sup>26</sup>**



NOTE: Numbers for June 2003 are incomplete.

**AMERICAN MILITARY HELICOPTERS DOWNED IN IRAQ<sup>27</sup>**



Total through August 14, 2005: 39

NOTE ON AMERICAN MILITARY HELICOPTERS DOWNED IN IRAQ TABLE: Of the 39 helicopters downed in Iraq since May 2003, at least 21 were downed by enemy fire.

**COALITION FORCES ABILITY TO FIND AND DISARM IMPROVISED EXPLOSIVE DEVICES (IEDs)**

Time	Percentage of IEDs found and disarmed
December 2003	40%
December 2004	50%
April 2005	40%

**MILITARY PERSONNEL DEPLOYED TO IRAQ AND AFGHANISTAN SEPTEMBER 2001-JANUARY 2005**

Service	Personnel deployed to Iraq and Afghanistan September 2001-January 2005	Percentage of total deployed more than once September 2001-January 2005
Army	Active Duty: 307,019 National Guard: 120,054 Reserve: 74,104	Active Duty: 37% National Guard: 30% Reserve: 34%
Air Force	Active Duty: 160,508 National Guard: 42,807 Reserve: 24,038	Active Duty: 33% National Guard: 47% Reserve: 49%
Marines	Active Duty: 104,244 Reserve: 15,938	Active Duty: 28% Reserve: 12%
Navy	Active Duty: 185,538 Reserve: 12,837	Active Duty: 26% Reserve: 21%
Coast Guard	Active Duty: 1,602 Reserve: 195	Active Duty: 12% Reserve: 1%

**NOTE ON MILITARY PERSONNEL DEPLOYED TO IRAQ AND AFGHANISTAN TABLE:** The average number of American troops deployed to Afghanistan was 6,000 in 2002, 9,800 in 2003, 18,500 in 2004, and 17,300 up until February 2005.

**BAATHIST & OTHER RESISTANCE LEADERS STILL AT LARGE**

Month	Iraqi 55 most wanted plus an additional 25 ex- Baath party leaders still at large
April	65
May	53
June	48
July	43
August	41
September	40
October	40
November	40
December	38
January 2004	37
February	35
March	34
April – December 2004	34
January 2005	32
February	31
March-May	31
June	30 <sup>28</sup>
July	29
August	29

**SIZE OF IRAQI SECURITY FORCES ON DUTY**

Month	General police capabilities	National Guard	Iraqi Armed Forces	Border patrol	Total Iraqi security forces
March 2004	75,000 22% partially or fully trained	33,560 100% partially or fully trained	3,005 100% partially or fully trained	23,426 39% partially or fully trained	134,991 65% partially or fully trained
April	80,016 22% partially or fully trained	23,123 partially or fully trained	2,367 partially or fully trained	18,747 49% partially or fully trained	124,253 68% partially or fully trained
May	90,803 28% partially or fully trained	24,873 partially or fully trained	3,939 partially or fully trained	16,097 57% partially or fully trained	135,712 71% partially or fully trained
June	83,789 32% partially or fully trained	36,229 partially or fully trained	7,116 partially or fully trained	18,183 partially or fully trained	145,317 83% partially or fully trained
July	31,300 partially or fully trained	36,229 partially or fully trained	7,700 partially or fully trained	19,859 partially or fully trained	95,088
August	32,942 partially or fully trained	37,925 partially or fully trained	6,288 partially or fully trained	14,313 partially or fully trained	91,468
September	40,152 partially or fully trained	36,496 partially or fully trained	7,747 partially or fully trained	14,313 partially or fully trained	98,708
October	44,728 partially or fully trained	41,261 partially or fully trained	6,861 partially or fully trained	18,148 partially or fully trained	110,998
November	49,455 partially or fully trained	43,445 partially or fully trained	6,013 partially or fully trained	14,593 partially or fully trained	113,506
December	53,571 partially or fully trained	40,115 partially or fully trained	14,500 partially or fully trained	14,267 partially or fully trained	118,009
January 2005	58,964 partially or fully trained	36,827 partially or fully trained	14,796 partially or fully trained	14,786 partially or fully trained	125,373
February	82,072 "trained & equipped" <i>Unauthorized absences personnel are included</i>	59,689 "operational" <i>Unauthorized absences personnel are not included</i>		N/A	141,761  Trained and effective: General Myers: 40,000 Senator Biden: 4,000 -18,000
March	84,327 "trained & equipped" <i>Unauthorized absences personnel are included</i>	67,584 "operational" <i>Unauthorized absences personnel are not included</i>		N/A	151,618 <sup>29</sup>  Trained and effective: Lt. Gen Petraeus: 50,000 "off-the-cuff"
April	86,982 "trained & equipped" <i>Unauthorized absences personnel are included</i>	72,511 "operational" <i>Unauthorized absences personnel are not included</i>		N/A	159,493
May	91,256 "trained & equipped" <i>Unauthorized absences personnel are included</i>	76,971 "operational" <i>Unauthorized absences personnel are not included</i>		N/A	168,227
June	92,883 "trained & equipped" <i>Unauthorized absences personnel are included</i>	75,791 "operational" <i>Unauthorized absences personnel are not included</i>		N/A	168,674
July	94,800 "trained & equipped" <i>Unauthorized absences personnel are included</i>	79,100 "operational" <i>Unauthorized absences personnel are not included</i>		N/A	173,900  26,000 in Army in level I and level II readiness <sup>30</sup>
August	98,500 "trained & equipped" <i>Unauthorized absences personnel are included</i>	79,700 "operational" <i>Unauthorized absences personnel are not included</i>		N/A	178,200
Stated goal	142,190 (revised up from 89,369 in June 2004)	61,904 (Revised up from 41,088 in June 2004)	36,635 (Revised up from 35,000 in June 2004)	29,360	272,566

N/A= Not available

**IRREGULAR IRAQI SECURITY FORCES**

February, 2005	"As many as 15,000 soldiers"
June, 2005	100,000 ( <i>peshmerga</i> only)

## **ECONOMIC & QUALITY OF LIFE INDICATORS**

### **FUEL**

Time	Fuel supplies available						Overall fuel supplies as percentage of goal during that month (the goals have shifted)
	Millions of barrels/day		Millions of liters/day			Tons/day	
	Crude oil production	Crude oil export	Diesel (Prod. & Imp.)	Kerosene (Prod. & Imp.)	Gasoline/Benzene (Prod. & Imp.)	Liquid Petroleum Gas (Prod. & Imp.)	
Estimated prewar level	2.5 (prewar peak)	1.7-2.5	N/A	N/A	N/A	N/A	
May 2003	0.3	0	N/A	N/A	N/A	N/A	10 %
June	0.675	0.2	N/A	N/A	N/A	N/A	23%
July	0.925	0.322 <sup>31</sup>	6.5	4.75	13.5	1,880	44%
August	1.445	0.646 <sup>32</sup>	10.25	6.2	14.0	2,530	57%
September	1.7225	0.983 <sup>33</sup>	14.25	6.9	17.3	3,030	70%
October	2.055	1.149 <sup>34</sup>	14.75	9.6	16.35	3,700	78%
November	2.1	1.524 <sup>35</sup>	13.14	13.3	11.792	3,610	76%
December	2.30	1.541 <sup>36</sup>	12.29	9.4	12.9	3,460	72%
January 2004	2.440	1.537	13.91	11.3	13.32	3,445	78%
February	2.276	1.382 <sup>37</sup>	15.21	13.05	16.65	4,670	88%
March	2.435	1.825 <sup>38</sup>	15.03	17.28	17.19	5,010	92%
April	2.384	1.804 <sup>39</sup>	22.75	4.46	19.3	3,607	79%
May	1.887	1.380 <sup>40</sup>	22.92	4.005	18.07	3,264	73%
June	2.295	1.148 <sup>41</sup>	16.47	4.9	22	3,086	75%
July	2.2	1.406 <sup>42</sup>	17.95	5.75	22.3	3,820	80%
August	2.112	1.114 <sup>43</sup>	16	4.2	15.1	3,417	84%
September	2.514	1.703	16.35	6.35	14.6	2,707	72%
October	2.46	1.542	16.15	7.95	18.6	3,044	80%
November	1.95	1.320	16.5	7.7	17.9	3,324	77%
December	2.16	1.520	18.3	10.5	17.6	4,222	88%
January 2005	2.10	1.367	12.7	6.7	20.65	5,017	75%
February	2.10	1.431	15.9	8.55	21.2	5,003	84%
March	2.09	1.394	19.7	8.05	20.3	4,894	93%
April	2.14	1.398	18.3	7.6	23.7	5,219	97%
May	2.1	1.308	22.2	4.4	22.5	5,030	93%
June	2.17 <sup>44</sup>	1.377	18.9	6.25	18.3	5,137	97%
July	2.17 <sup>45</sup>	1.550 <sup>46</sup>	19.9 <sup>47</sup>	5.9 <sup>48</sup>	23.9 <sup>49</sup>	4,474 <sup>50</sup>	97%
August	2.22 <sup>51</sup>	1.658 <sup>52</sup>	22.0 <sup>53</sup>	4.9 <sup>54</sup>	24.9 <sup>55</sup>	5,473 <sup>56</sup>	92%
Stated Goal:	2.5 revised down in February 2005 from 2.8-3.0	N/A	18 revised up in March 2005 from 17.5 in February	6.9 <sup>57</sup> revised up in August 2005 from 5.4 in July	18 revised down from 19.1 in September 2004	4,300 revised up from 4,000 in September	We assume that the maximum supplies as percentage of goal for each category can only reach 100%

N/A= Not available

NOTE: Kerosene imports began 5 October, 2003. All previous months cover only production

NOTE: LPG= Liquefied Petroleum Gas

**OIL REVENUE FROM EXPORTS**

<b>Time</b>	<b>Oil revenue (\$ billions)</b>
June 2003	0.2
July	0.36
August	0.44
September	0.73
October	0.89
November	1.21
December	1.26
January 2004	1.26
February	1.10
March	1.61
April	1.50
May	1.36
June	1.28
July	1.40
August	1.24
September	1.75
October	1.99
November	1.25
December	1.44
January 2005	1.49
February	1.34
March	1.99
April	1.83
May	1.57
June	2.03
July	2.47 <sup>58</sup>
August	.44 <sup>59</sup>
Total as of August 10, 2005	\$35.5

**GROSS DOMESTIC PRODUCT ACCORDING TO THE WORLD BANK**

<b>Time</b>	<b>Gross domestic product (\$ billions)</b>
2002	18.4
2003 (estimate)	12.1
2004 (projection)	21.1



## **ELECTRICITY**

Time	Average amount of electricity generated (Megawatts)		Average hours of electricity/day nationwide	Average of mega watt hours (MWH)
	Nation-wide	Baghdad		
Estimated prewar level	3,958	2,500	N/A	95,000
May 2003	500	300	N/A	N/A
June	3,193	707	N/A	N/A
July	3,236	1,082	N/A	N/A
Aug.	3,263	1,283	N/A	72,435
Sept.	3,543	1,229	N/A	75,000
Oct.	3,948	N/A	N/A	79,000
November	3,582	N/A	N/A	70,000
December	3,427	N/A	N/A	72,000
January 2004	3,758	N/A	N/A	79,000
February	4,125	1,307	13	90,000
March	4,040	1,192	16	86,000
April	3,823	1,021	15	78,000
May	3,902	1,053	11	80,000
June	4,293	1,198	10	93,500
July	4,584	N/A	10	100,300
August	4,707	1,440	13	109,900
September	4,467	1,485	13	107,200
October	4,074	1,280	13	99,306
November	3,199	845	13	76,550
December	3,380	N/A	N/A	81,114
January 2005	3,289	985	9	78,925
February	3,611	1,180	8.5	86,675
March	3,627	994	11.8	87,051
April	3,390	854	9	81,350
May	3,712	N/A	8.4	89,088
June	4,153	N/A	9.4	102,525
July	4,446 <sup>60</sup>	N/A	12.6 <sup>61</sup>	106,713 <sup>62</sup>
August	4,266 <sup>63</sup>	N/A	11.5 <sup>64</sup>	102,375 <sup>65</sup>
Stated Goal:	6,000 to have been reached by July 1, 2004	2,500 to have been reached by October 2003	N/A	120,000

N/A = Not available

**NATIONWIDE UNEMPLOYMENT RATE SINCE MAY, 2003**

Month	Unemployment rate nation-wide
May 2003	N/A
June	50 - 60%
July	N/A
August	50-60%
September	N/A
October	40 - 50%
November	N/A
December	45-55%
January 2004	30 - 45%
February	30 - 45%
March	30- 45%
April	30 - 45%
May	30-45%
June	30-40%
July	30-40%
August	30-40%
September	30-40%
October	30-40%
November	30-40%
December	28-40%
January 2005	27-40%
February	27-40%
March	27-40%
April	27-40%
May	27-40%
June	27-40%
July	27-40%

N/A= Not available

**NOTE ON NATIONWIDE UNEMPLOYMENT TABLE:** Estimates of Iraq’s unemployment rate varies, but we estimate it to be between 28-40%. The CPA has referred to a 25% unemployment rate, the Iraqi Ministry of Planning mentioned a 30% unemployment rate, whereas the Iraqi Ministry of Social Affairs claims it to be 48%. “Reconstructing Iraq,” *International Crisis Group*, Report, September 2, 2004, p. 16, footnote 157. There is an inherent difficulty in measuring the Iraqi rate of unemployment over time. Because recent estimates are likely to be more accurate than older ones, but also higher, this means that despite an improvement in the economic situation nationwide, the numbers give the impression that it is getting worse. Considering the increase in entrepreneurial activity after the end of the war, we have for the purposes of this database assumed that there has been an improvement in unemployment levels, and hence weighted information supporting such a conclusion heavier than contradictory data reports.

**INFLATION**

Time	Inflation
July 2004	0.6%
August	3.6%
September	5.4%
October	8.5%
November	5.4%
December	3.3%
January 2005	13.9%
February	11.4%

**TRAINED JUDGES**

Time	Number of trained judges
May 2003	0
June 2004	175
May 2005	351

**TELEPHONE SUBSCRIBERS**

Time	Telephone subscribers
Estimated prewar level	833,000
September	850,000
December	600,000
January 2004	600,000
February	900,000
March	984,225
April	1,095,000
May	1,220,000
June	1,200,000
July	N/A
August	1,463,148
September	1,579,457
October	1,753,000
November	2,135,000
December	2,152,000
January 2005	2,449,139
February	2,569,110
March	2,982,115
April	3,172,771
May	3,172,771
June	3,801,822
July	3,801,822
August	3,959,562 <sup>66</sup>
Previous goal (Jan. 2004)	1,100,000

**NOTE ON TELEPHONE SUBSCRIBERS TABLE:** The estimated pre-war level represents only land telephone lines, as Iraq had no nationwide cellular network. Post-war data includes landlines and cellular subscribers.

**INTERNET SUBSCRIBERS**

Time	Internet subscribers (does not include unregulated users of Internet cafes)
Estimated prewar level	4,500
September 2003	4,900
January-April 2004	N/A
May	54,000
June	59,000
July	73,000
August	87,000
September	95,000
October	102,978
November	110,000
January 2005	124,293
March 2005	147,076

**MEDIA<sup>67</sup>**

Time	Commercial TV stations	Commercial radio stations	Independent newspapers and magazines
Prewar	0	0	0
May 2003	0	0	8
June 2004	13	74	150
January 2005	10	51	100
March 2005	N/A	N/A	200
April 2005	24	80	170
May 2005	23	80	170
July 2005	29 <sup>68</sup>	N/A	170 <sup>69</sup>

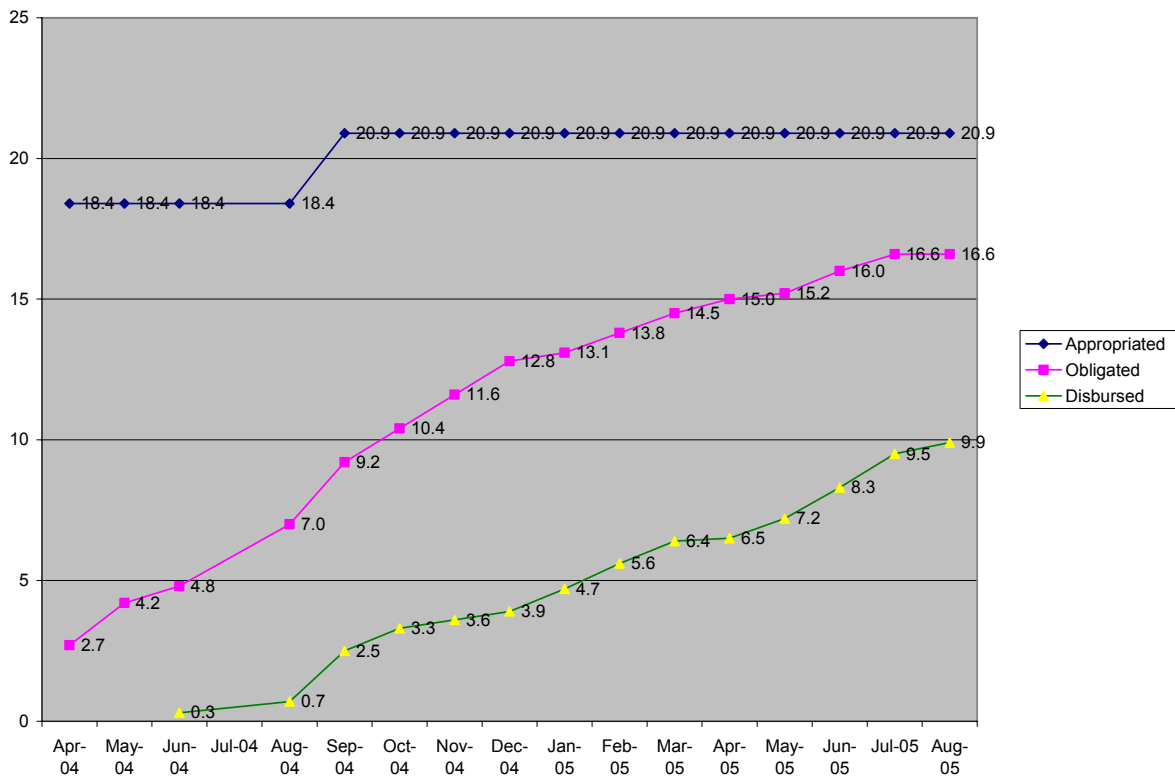
**WORLD BANK ESTIMATE OF IRAQ RECONSTRUCTION NEEDS**

Category	Millions of dollars		
	2004	2005-2007	Total
Government Institutions, Civil Society, Rule of Law & Media	99	288	387
Health, Education, Employment Creation	1,880	5,310	7,190
Infrastructure	5,836	18,368	24,204
Agriculture and Water Resources	1,230	1,797	3,027
Private Sector Development	176	601	777
Mine Action	80	154	234
<b>Total</b>	<b>9,301</b>	<b>26,518</b>	<b>35,819</b>

**C.P.A.-ESTIMATED NEEDS IN SECTORS NOT COVERED BY THE UN/WORLD BANK ASSESSMENT**

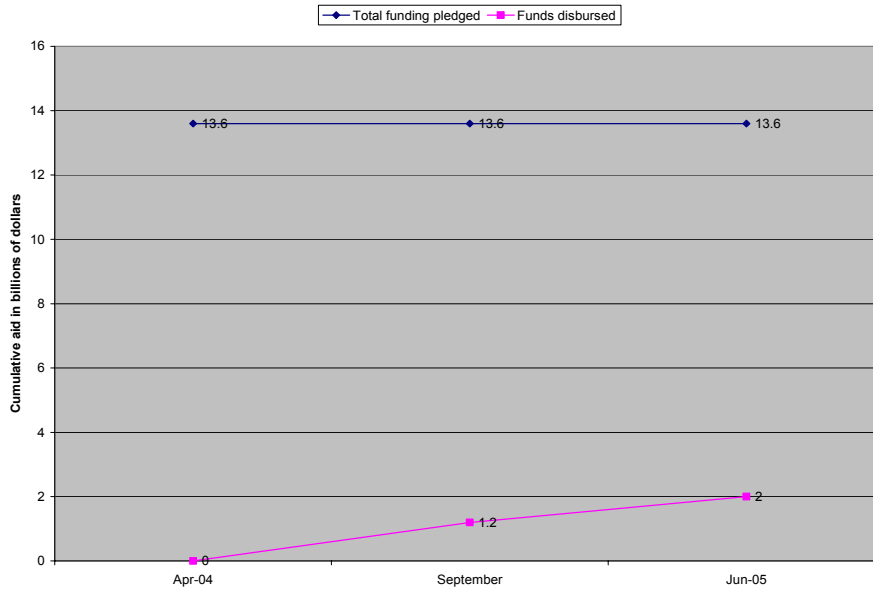
Category	Millions of dollars		
	2004	2005-2007	Total
Security and Police	5,000	-	5,000
Oil	2,000	6,000	8,000
Culture	140	800	940
Environment	500	3,000	3,500
Human rights	200	600	800
Foreign Affairs	100	100	200
Religious Affairs	100	200	300
Science and Technology	100	300	400
Youth and Sport	100	200	300
<b>Total of CPA estimates</b>	<b>8,240</b>	<b>11,200</b>	<b>19,440</b>

**AMERICAN AID APPROPRIATED, OBLIGATED AND DISBURSED TOWARDS THE IRAQ RELIEF AND RECONSTRUCTION FUND (IRRF I & II)<sup>70</sup>**



**NOTE:** An ‘appropriation’ is defined as a plan, approved by the Office of Management and Budget, to spend resources provided by law. *Quarterly Update to Congress: 2207 Report*, October 2004. An ‘obligation’ can be defined as “a definite commitment which creates a legal liability of the Government for the payment of appropriated funds for goods and services ordered or received.” GAO/OGC-91-5: *Principles of Federal Appropriations Law*, Office of the General Council, July 1991. A ‘disbursement’ is an actual payment (check goes out the door) for goods/services received. *GAO-04-902 R: Rebuilding Iraq*, General Accounting Office, June 2004.

## **NON-AMERICAN AID PLEDGED AND DISBURSED TOWARDS IRAQI RECONSTRUCTION**<sup>71</sup>



### **PRIMARY SCHOOL ENROLLMENT**

Year	Children enrolled in primary school
2000	3.6 million
2003/2004	4.3 million

### **RELATIVE AMOUNT OF CAR TRAFFIC**

Relative amount of car traffic (Prewar level 1.0)	
July 2003	1.0
January 2004	2.0
July 2004	3.0
January 2005	5.0

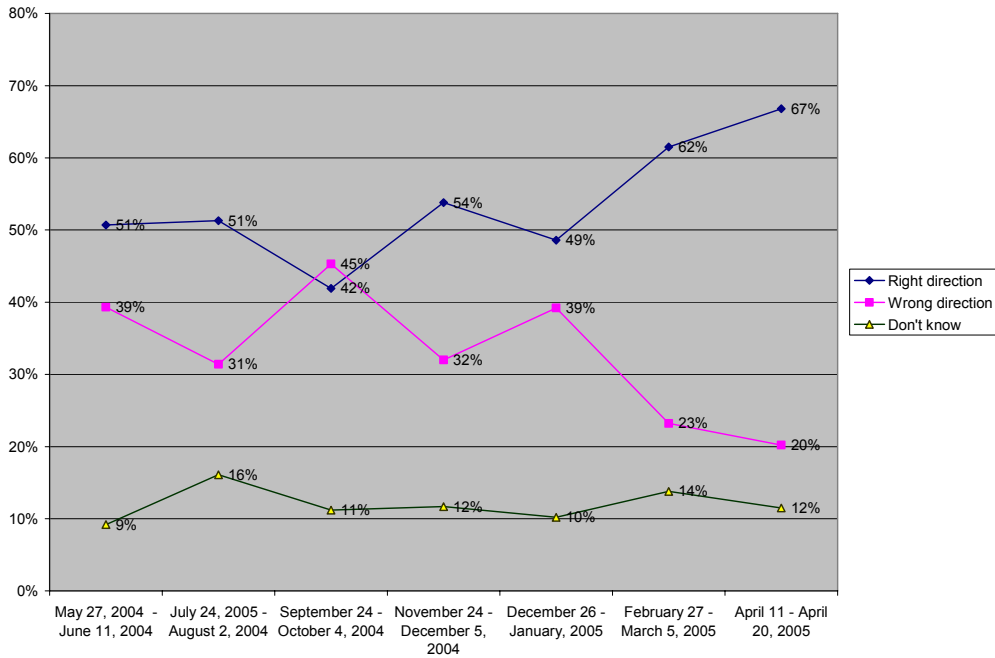
### **TYPICAL LENGTH OF GASOLINE LINES**

Typical Length of Gasoline Line (miles)	
July 2003	0.1
January 2004	0.5
July 2004	1.0
January 2005	1.0

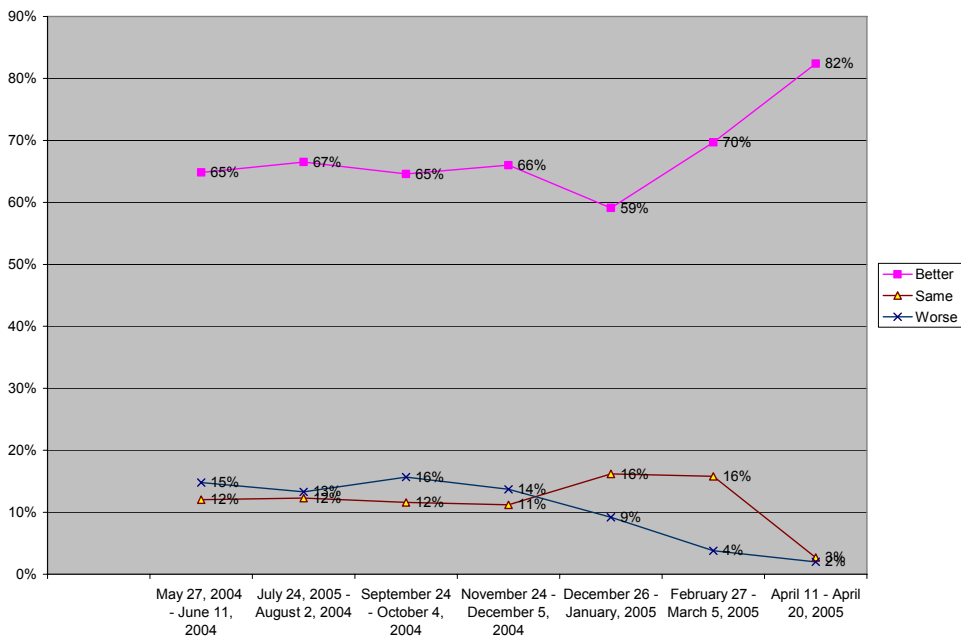
# POLLING/POLITICS

*MAY 27, 2004 – APRIL 20, 2005: INTERNATIONAL REPUBLICAN INSTITUTE*

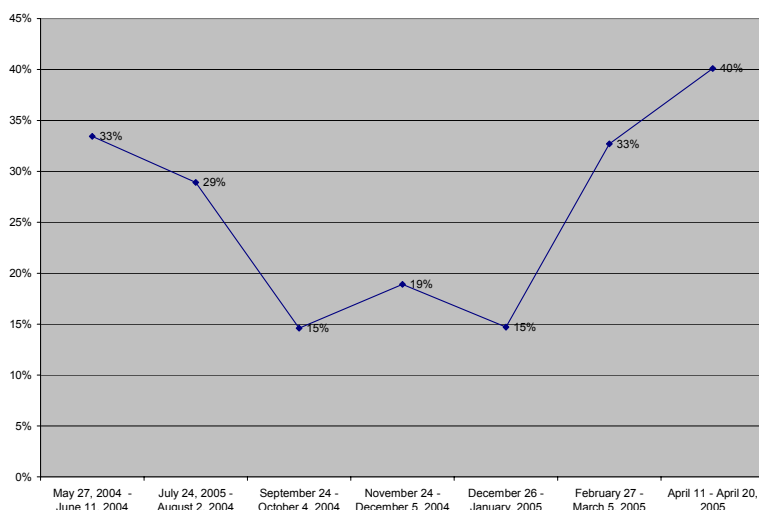
## QUESTION TO IRAQIS: IS IRAQ MOVING IN THE RIGHT OR WRONG DIRECTION?



## QUESTION TO IRAQIS: HOW DO YOU THINK YOUR LIFE WILL BE A YEAR FROM NOW?



**PERCENTAGE OF IRAQI POPULATION IN SUNNI AREAS WHO THINK IRAQ IS MOVING IN THE RIGHT DIRECTION**



**2-11 FEBRUARY 2005: AMERICAN MILITARY<sup>72</sup>**  
*(90% of sample from Baghdad, 10% from Mahmoudiya, Istiqlal, and Taji)*

**SUPPORT FOR VIOLENCE TOWARDS POLITICAL ENDS, AGAINST IRAQI SECURITY FORCES, AND IRAQI INFRASTRUCTURE**

Time	Do you support...		
	...the use of violence towards political ends?	...attacks against Iraqi security forces?	...attacks against Iraqi infrastructure?
August 2004 (Urban only)	Yes: 9% No: 89% Don't know: 1%	Yes: 6% No: 91% Don't know: 3%	Yes: 6% No: 91% Don't know: 3%
February 2005 (Urban only)	Yes: 4% No: 93% Don't know: 3%	Yes: 2% No: 96% Don't know: 2%	Yes: 4% No: 93% Don't know: 3%

**WHO CAN IMPROVE THE SITUATION IN IRAQ: IRAQI SECURITY FORCES, U.S. MILITARY FORCES OR THE ARMED NATIONAL OPPOSITION?**

Time	How would you rate your confidence in...		
	... the Iraqi National Guard improving the situation in Iraq?	... U.S. military forces improving the situation in Iraq?	... the armed national opposition improving the situation in Iraq?
August 2004 (Urban only)	A great deal/Quite a lot: 74% Not very much/None at all: 15% Don't know: 11%	A great deal/Quite a lot: 8% Not very much/None at all: 86% Don't know: 6%	A great deal/Quite a lot: 32% Not very much/None at all: 55% Don't know: 13%
February 2005 (Urban only)	A great deal/Quite a lot: 76% Not very much/None at all: 17% Don't know: 7%	A great deal/Quite a lot: 15% Not very much/None at all: 76% Don't know: 9%	A great deal/Quite a lot: 20% Not very much/None at all: 51% Don't know: 29%

**SUPPORT FOR/OPPOSITION TO THE COALITION**

Time	How much do you support or oppose the presence of Coalition Forces in Iraq?
August 2004	Support: 17% Oppose: 77% Don't know: 6%
February 2005 (Urban only)	Support: 23% Oppose: 71% Don't know: 6%

**SATISFACTION WITH LOCAL GOVERNMENT AND ACCESS TO UTILITIES**

Time	How satisfied are you with the local government?	How satisfied are you with the availability of electricity in your neighborhood?	Do you have water service in your home?
August 2004 (Urban only)	Satisfied: 34% Dissatisfied: 63%	Satisfied: 7% Dissatisfied: 92%	Yes: 70% No: 29%
February 2005 (Urban only)	Satisfied: 28% Dissatisfied: 70%	Satisfied: 4% Dissatisfied: 96%	Yes: 79% No: 20%

**ETHNO-RELIGIOUS COMPOSITION OF THE IRAQI GOVERNMENT**

**COMPOSITION OF IRAQI GOVERNMENT**

		Ethno-religious group (gender)	Ethno-religious group (gender)	
		Interim government (Allawi)	Transitional government (Jafari)	
<b>Presidency</b>	President	<i>Sunni</i> (M)	<i>Kurd</i> (M)	
	Deputy President	Shiite (M)	Shiite (M)	
<b>Prime Minister</b>	Deputy President	<i>Kurd</i> (M)	<i>Sunni</i> (M)	
	Prime Minister	Shiite (M)	Shiite (M)	
	Deputy Prime Minister	<i>Kurd</i> (M)	<i>Kurd</i> (M)	
	Deputy Prime Minister	Position did not exist	Shiite (M)	
	Deputy Prime Minister	Position did not exist	<i>Sunni</i> (M/F)	
<b>Key Ministers</b>	Deputy Prime Minister	Position did not exist	<i>Turkman</i> (M/F)	
	Defense	Shiite (M)	<i>Sunni</i> (M)	
	Electricity	<i>Sunni</i> (M)	Shiite (M)	
	Finance	Shiite (M)	Shiite (M)	
	Foreign Affairs	<i>Kurd</i> (M)	<i>Kurd</i> (M)	
	Interior	<i>Sunni</i> (M)	Shiite (M)	
	Justice	Shiite (M)	Shiite (M)	
	Oil	Shiite (M)	Shiite (M)	
	<b>Ministers of State</b>	National Assembly	Position did not exist	Shiite (M)
		National Security	Position did not exist	Shiite (M)
Provinces		Shiite (M)	Shiite (M)	
Women		<i>Kurd</i> (F)	<i>Sunni</i> (F)	
<b>Other Ministers</b>	Agriculture	Shiite (F)	Shiite (M)	
	Civil Society	Position did not exist	Shiite (M)	
	Communications	Shiite (M)	<i>Kurd</i> (F)	
	Culture	Shiite (M)	<i>Sunni</i> (M)	
	Displacement and Migration	<i>Christian</i> (F)	Shiite (F)	
	Education	Shiite (M)	Shiite (M)	
	Environment	Shiite (F)	<i>Kurd</i> (F)	
	Health	Shiite (M)	Shiite (M)	
	Higher Education	Shiite (M)	Shiite (M)	
	Housing and Reconstruction	<i>Sunni</i> (M)	Shiite (M)	
	Human Rights	<i>Kurd</i> (M)	<i>Sunni</i> (M)	
	Industry and Minerals	<i>Sunni</i> (M)	<i>Sunni</i> (M)	
	Labor and Social Affairs	Shiite (F)	<i>Kurd</i> (M)	
	Planning	Shiite (F)	<i>Kurd</i> (M)	
	Public Works	<i>Kurd</i> (F)	<i>Kurd</i> (F)	
	Science and Technology	<i>Turkmen</i> (M)	<i>Christian</i> (F)	
	Tourism and Antiquities	Position did not exist	<i>Sunni</i> (M)	
	Trade	<i>Sunni</i> (M)	<i>Kurd</i> (M)	
	Transportation	Shiite (M)	Shiite (M)	
	Water Resources	<i>Kurd</i> (M)	<i>Kurd</i> (M)	
Youth and Sport	Shiite (M)	Shiite (M)		



**APRIL 11-APRIL 20, 2005: INTERNATIONAL REPUBLICAN INSTITUTE**

**IRAQI TRANSITIONAL GOVERNMENT REPRESENTATIVE OF IRAQI PEOPLE**

Do you feel that the new Iraqi Transitional Government is representative of the Iraqi people as a whole?	Very representative: 35.5% Generally representative: 37.3% Not all are represented: 14.7% Not at all representative: 4% Don't know: 7.5%
--	--

**FEBRUARY 27- MARCH 5, 2005: INTERNATIONAL REPUBLICAN INSTITUTE**

(Interviews conducted across the country except for Anbar (Ramadi), Ninewah (Mosul), and Dohuk for security reasons)

**IRAQI VIEWS ON SITUATION IN IRAQ: FEBRUARY 27 – MARCH 5, 2005**

Thinking about your life today, to what extent do you agree or disagree with each of the following statements?	
I am hopeful for the future	Strongly agree: 65.7% Agree: 25% Disagree: 4.3% Strongly disagree: 2.1%
I fear for the safety of myself and family	Strongly agree: 53.2% Agree: 23.5% Disagree: 7.4% Strongly disagree: 13.9%
Things will get better slowly	Strongly agree: 56.2% Agree: 33.5% Disagree: 5.5% Strongly disagree: 2.2%
My life was better before the war	Strongly agree: 21.9% Agree: 15.4% Disagree: 20.6% Strongly disagree: 40.1%

**ISSUES IRAQIS MOST WANT THE GOVERNMENT TO DEAL WITH**

<ol style="list-style-type: none"> <li>1. Inadequate electricity</li> <li>2. Unemployment</li> <li>3. Healthcare</li> <li>4. Crime</li> <li>5. National Security</li> <li>6. High prices</li> <li>7. Presence of coalition forces</li> <li>8. Terrorists</li> <li>9. Drafting of a constitution</li> <li>10. Lack of adequate housing</li> </ol>
--

**IRAQIS ON POLITICAL REPRESENTATION**

Do you feel that the Transitional National Assembly will represent the Iraqi people as a whole?	Yes: 70% No: 18.6% Don't know: 8.3% No answer: 3.2%
Is there a political party or figure that you currently support of who you feel shares your values or ideas?	Yes: 20.8% No: 72.9% Don't know: 4.2% No answer: 2%

**IRAQI JANUARY 2005 VOTER TURNOUT & ELECTION RESULTS**

Voter turnout	Election results
8.46 million (58% of the eligible population)	United Iraqi Alliance (Shiite): 48% Kurdish Alliance: 26% Allawi's Iraqi List : 14%

**JANUARY 19 – JANUARY 23, 2005: ABU DHABI TV/ZOGBY INTERNATIONAL POLL**

Do you favor U.S. forces withdrawing either immediately or after an elected government is in place?	Sunni Arabs: 82% Shiite Arabs: 69%
Do you believe that the U.S. will “hurt” Iraq over the next five years?	Sunni Arabs: 64% Shiite Arabs: 49%
Do you believe that the ongoing insurgent attacks are a legitimate form of resistance?	Sunni Arab: 53%
Do you prefer an Islamic government or a political system where citizens are allowed to practice their own religion?	Own religion: 59% Islamic government: 34%

**SEPTEMBER 24-OCTOBER 4, 2004: INTERNATIONAL REPUBLICAN INSTITUTE**

**IRAQI PERCEPTION OF OVERALL SITUATION IN THE COUNTRY: SEPTEMBER 24-OCTOBER 4, 2004**

<b>Question</b>	<b>Findings</b>
In the past year and a half, has your household been directly affected by violence in terms of death, handicap, or significant monetary loss?	Yes: 22% No: 77.5%
Thinking about the difficult situation in Iraq currently, whether in terms of security, the economy or living conditions, who – in your view – is most to blame?	Multinational forces: 33.4% Foreign terrorists: 32.1% Armed supporters of the former regime: 8.1% Ourselves: 5.3% United States: 1.5% Combinations of all listed factors: 12.2%

**MOST IMPORTANT ISSUES TO IRAQIS: SEPTEMBER 24-OCTOBER 4, 2004**

<b>Five most important issues to Iraqis</b>
Unemployment: 17.6% Crime: 14% Infrastructure: 9.5% National security: 9% Multinational forces: 6.8% Other: 56.9%

**PROSPECT OF CIVIL WAR: SEPTEMBER 24-OCTOBER 4, 2004**

<b>Question</b>	<b>Findings</b>
Do you believe that the prospect of civil war, widespread ethnic, sectarian or other armed struggle - is now:	Unlikely to happen in Iraq: 68.8% Always possible, but unlikely: 14.8% Likely to occur in the near-term: 7.8% Don't know: 8.3%

**AUGUST 10-20, 2004:  
INTERNATIONAL REPUBLICAN INSTITUTE & INDEPENDENT INSTITUTE FOR ADMINISTRATIVE  
AND CIVIL SOCIETY STUDIES POLL**

Since the Fall of the Baath regime in April 2003, do you feel that your life has gotten better, worse or stayed the same?	Better: 46.5% Worse: 31.3% Same: 20.8% Don't know: 1.1%
Do you feel that there are enough opportunities for you or people like you to play a role in improving the quality of life in your community?	Yes: 40% No: 42% Don't know/No answer: 10%
To what degree do you feel that democracy in Iraq is likely or unlikely to succeed?	Very likely: 20.2% Somewhat likely: 37.8% Somewhat unlikely: 13.9% Very unlikely: 18.3% Don't know: 9.3%

**JULY 24 - AUGUST 2, 2004:  
INTERNATIONAL REPUBLICAN INSTITUTE & INDEPENDENT INSTITUTE FOR ADMINISTRATIVE  
& CIVIL SOCIETY STUDIES POLL**

**IRAQI PERCEPTION OF CURRENT SITUATION: JULY 24 - AUGUST 2, 2004:**

Thinking about the last two months, do you feel that the economy and security have gotten better, worse, or stayed the same?	<u>Economy</u>	<u>Security</u>
	Better: 47.36% Worse: 13.99% Same: 36.08%	Better: 56.77% Worse: 19.96% Same: 21.63%

**END OF JUNE, 2004: IRAQ CENTER FOR RESEARCH AND STRATEGIC STUDIES POLL**

Do you strongly or somewhat oppose the presence of coalition forces?	Yes: 67%
Should coalition forces leave either immediately or directly after the election?	Yes: 80%
Would you feel safer, less safe, or would it make no difference if Coalition Forces left now?	More safe: 41% Less safe: 34% No difference: 17%
Should coalition forces stay as long as is necessary for stability or leave immediately?	Stay as long as is necessary for stability: 13% Leave immediately: 30%
Do you feel very safe in your neighborhood?	End of June: 50% End of April: 25%
Have your family's economic situation improved from before the war?	Yes: 50%
Do you expect the economy to get better over the next six months?	End of June: ~60% End of April: 36%
Have conditions for creating peace worsened over the past three months?	Yes: 49%
Are the current difficulties a price worth paying for toppling Saddam?	Yes: 54% No: 37%

**9-19 JUNE, 2004: COALITION PROVISIONAL AUTHORITY (CPA) POLL**

**CONFIDENCE IN IRAQI SECURITY FORCES: 9-19 JUNE, 2004**

Do you support the new Iraqi Army?	Yes: 70%
Do you support the new Iraqi police?	Yes: 72%

**14-23 MAY, 2004: COALITION PROVISIONAL AUTHORITY (CPA) POLL**

**CONFIDENCE IN SELECTED INSTITUTIONS: 14-23 MAY, 2004**

<b>Month</b>	<b>Iraqi Police</b>	<b>Iraqi Army</b>	<b>Coalition forces</b>
November 2003	84%	71%	N/A
January 2004	80%	63%	28%
March	79%	61%	13%
April	67%	62%	7%
May	76%	62%	10%

**HOW LONG SHOULD COALITION FORCES STAY IN IRAQ: 14-23 MAY, 2004**

<b>Question</b>	<b>Findings</b>
How long should Coalition Forces stay in Iraq?	Leave after a permanent government is elected: 45% Leave immediately: 41% As long as Coalition Forces think it is necessary for stability: 6% Two years: 4% Don't know/No answer: 4%

**PRISONERS ABUSE AT ABU GHRAIB: 14-23 MAY, 2004**

<b>Question</b>	<b>Findings</b>
Were you surprised when you saw the abuse of prisoner's at Abu Ghraib?	Yes: 71% No: 22% Don't know/No answer: 7%
Do you believe that the abuse of prisoners at Abu Ghraib represents fewer than 100 people or that all Americans behave this way?	All Americans are like this: 54% Fewer than 100 people: 38% Don't know/No answer: 8%
Do you believe anyone will be punished for what happened at Abu Ghraib?	No: 61% Yes: 29% Don't know/No answer: 10%

**ABILITY OF IRAQI POLICE AND ARMY TO MAINTAIN SECURITY IN IRAQ: 14-23 MAY, 2004**

<b>Question</b>	<b>Findings</b>
Do you think it is likely that the Iraqi police and Army will maintain security without the presence of Coalition Forces?	Very likely: 62% Somewhat likely: 25% Not very likely: 6% Don't know/No answer: 4% Not at all likely: 3%

**IRAQI PERCEPTION OF INSURGENTS: 14-23 MAY, 2004**

<b>Please indicate if and how the following statements apply to those who attack the Coalition Forces and those who work with them</b>	
They believe that the Coalition is trying to steal Iraq's wealth	Totally true: 66% Partially true: 12% Not true: 7%
They believe all foreign forces must leave at once	Totally true: 59% Partially true: 15% Not true: 11%
They believe national dignity requires the attacks	Totally true: 53% Partially true: 15% Not true: 13%
They want democracy, but do not believe the Coalition will help democracy	Totally true: 41% Partially true: 22% Not true: 15%
They want to establish an Islamic state with no outside influence	Totally true: 31% Partially true: 28% Not true: 21%
They are trying go undermine the transfer of responsibility to Iraqi forces	Totally true: 27% Partially true: 18% Not true: 36%
They are trying to help us create a better future	Totally true: 23% Partially true: 23% Not true: 32%
They do not want democracy in Iraq	Totally true: 17% Partially true: 21% Not true: 45%
They are angry because they lost the privileges they had under Saddam	Totally true: 15% Partially true: 17% Not true: 48%
They want to return to Saddam and the Baath party	Totally true: 9% Partially true: 11% Not true: 61%

**NOTE ON IRAQI OPINION OF COALITION FORCES:** Although not represented by the original polling information, we assume that the 131 of the 1068 people whose opinions were not accounted for in the "leave" or "stay" categories either did not know or choose not to answer the question.

**MARCH 22-APRIL 9, 2004: CNN/USA TODAY/ GALLUP POLL**

<b>Question</b>	<b>Findings</b>
Has the coalition invasion in Iraq done more harm than good or more good than harm?	More harm than good: 46% More good than harm: 33% The same: 16% Don't know: 4%
Is Iraq much better off, somewhat better off, somewhat worse off, or much worse off than before the U.S. and British invasion?	Much better off: 11% Somewhat better off: 31% About the same: 17% Somewhat worse off: 24% Much worse off: 15% Don't know: 2%
Would you prefer for the U.S. and British forces to leave immediately (in the next few months), or do you think they should stay in Iraq for a longer period of time?	Leave immediately (in the next few months): 57% Stay in Iraq for a longer period of time: 36% Don't know: 7%
Do you think of the Coalition Forces mostly as occupiers, or mostly as liberators?	Mostly as occupiers: 71% Mostly as liberators: 19% Both equally: 8% Don't know: 2%
At the time of the invasion last spring, did you think of the Coalition Forces mostly as occupiers, or mostly as liberators?	Mostly as occupiers: 43% Mostly as liberators: 43% Both equally: 9% Don't know: 4%
Over the past three months, have conditions for creating peace and stability in Iraq improved or worsened?	Improved: 25% Worsened: 54% Stayed the same: 19% Don't know: 2%
If the Coalition left Iraq today, would you feel more safe or less safe?	More safe: 28% Less safe: 53% No difference: 12% Don't know: 8%

**9 – 28 FEBRUARY, 2004: OXFORD RESEARCH INTERNATIONAL/BBC/ABC NEWS STUDY**

**IRAQI PERCEPTION OF OVERALL SITUATION**

<b>Month</b>	<b>How are things compared with a year ago?<sup>73</sup></b>
February	Better: 56.5% Worse: 18.6%

**STATE DEPARTMENT STUDY AND GALLUP POLLS**

**IRAQI PUBLIC OPINION NATIONWIDE AND BAGHDAD: NOVEMBER 19-28, 2003**

	<b>Nationwide</b>	<b>Baghdad</b>
Do you agree that in general, the local Iraqi police force is trusted by most members of the community? <sup>74</sup>	Agree/Somewhat Agree: 77%	Agree/Somewhat Agree: 80%
Do you feel that the attacks emphasize the need for continued presence of Coalition Forces in Iraq? <sup>75</sup>	Agree: 66%	Agree: 61%
If Coalition Forces left immediately, would you feel more safe, less safe, or no difference? <sup>76</sup>	More safe: 11% Less safe: 71% No difference: 10%	More safe: 12% Less safe: 75% No difference: 13%

**BAGHDAD PUBLIC OPINION: AUGUST 8 – SEPTEMBER 4, 2003**

<b>Question</b>	<b>Findings</b>
Will Iraq be in a better condition five years from now than it was before the U.S.-led invasion? <sup>77</sup>	Better off: 67% Worse off: 8%
Is Iraq better off now than it was before the invasion? <sup>78</sup>	Better off: 33% Worse off: 47%
Was ousting Saddam worth the hardships endured since the invasion? <sup>79</sup>	Yes: 62% No: N/A
Would you like to see U.S. troops stay longer than a few more months? <sup>80</sup>	Stay longer: 71% Not stay longer: 26%
Are there circumstances in which attacks against U.S. troops can be justified? <sup>81</sup>	No: 64% Sometimes justified: 36%
Have you been afraid at times to go outside your home during the day within the past four weeks? <sup>82</sup>	Yes: 86% No: N/A
Is Baghdad a more dangerous place now than before the invasion? <sup>83</sup>	Yes: 94% No: N/A

N/A= Not available

<sup>1</sup> Fatality numbers from January 1, 2005 and onwards are reported as documented daily from “Operation Iraqi Freedom U.S. Casualty Status,” *Department of Defense*. ([www.defenselink.mil/news/casualty.pdf](http://www.defenselink.mil/news/casualty.pdf)).

<sup>2</sup> Lawrence J. Korb and Nigel Holmes, “Two Years and Counting,” *New York Times*, March 20, 2005.

<sup>3</sup> Casualties update daily from “Operation Iraqi Freedom U.S. Casualty Status,” *Department of Defense*, ([www.defenselink.mil/news/](http://www.defenselink.mil/news/)).

<sup>4</sup> “Details of British Casualties,” *British Ministry of Defense*, ([www.operations.mod.uk/telic/casualties.htm](http://www.operations.mod.uk/telic/casualties.htm)).

<sup>5</sup> Iraq Coalition Casualty Count, ([icasualties.org/oif/](http://icasualties.org/oif/)).

<sup>6</sup> Iraq Coalition Casualty Count, ([icasualties.org/oif/](http://icasualties.org/oif/)).

<sup>7</sup> Monthly figures from January 2005 and onwards from Iraq Coalition Casualty Count, ([www.icasualties.org/oif/IraqiDeaths.aspx](http://www.icasualties.org/oif/IraqiDeaths.aspx)).

<sup>8</sup> Iraq Body Count, ([Iraqbodycount.net](http://Iraqbodycount.net) [September 17, 2004]).

<sup>9</sup> Rick Jervis, “Pace of Troop Deaths Up in Iraq,” *USA Today*, July 1, 2005. 135 car bombs in April, 140 in May, 70 in June. Craig Smith, “US Contends Campaign Has Cut Suicide Attacks,” *New York Times*, August 5, 2005. 13 car bombs in week prior to August 5. Liz Sly, “Bombs Bad Enough But Guns Worse in Baghdad,” *Chicago Tribune*, August 11, 2005. 132 car bombs in May, 108 in June, 83 in July.

<sup>10</sup> Ellen Knickmeyer and Naseer Nouri, “Bomber Targets Baghdad Airport,” *Washington Post*, June 2, 2005. One car bomb kills 9 and wounds 23. Edward Wong, “Insurgent Attacks in Iraq Kill at Least 33,” *New York Times*, June 3, 2005. Two suicide bombings and one car bomb kill 19 and wound 36. Edward Wong, “Suicide Bomber Kills 10 at Iraq Gathering of Sufi Muslims on Day of Dozens of Deaths,” *New York Times*, June 4, 2005. Suicide bomber kills 10. Suicide bomber kills 5 Iraqi Soldiers and Wounds Seven Others,” *New York Times*, June 5, 2005. Andy Mosher and Marwan Ani, “Within Minutes, 3 Bombs Kill 18 in Northern Iraq,” *Washington Post*, June 8, 2005. One car bomb kills 11 and wounds 28. Edward Wong, “Leaders of Iraq Support Militias and Widen Rift,” *New York Times*, June 9, 2005. Andy Mosher, “17 Bodies Discovered in Northwestern Iraq,” *Washington Post*, June 11, 2005. 1 suicide bomber and one car bomb kill 14 and wound 27. Edward Wong, “Dozens reported Dead in Attacks around Iraq,” *New York Times*, June 12, 2005. One suicide bomber kills 4 people. Edward Wong, “Suicide Bomber Kills 22 in Attack at an Iraq Bank,” *New York Times*, June 15, 2005. John F. Burns, “Bombings and Shootings Leave 30 dead in Baghdad,” *New York Times*, June 20, 2005. Two suicide bombs and one car bomb kill 37 and wounds 108. Andy Mosher and Naseer Nouri, “Bomber in Baghdad Hits Police Hangout; Suicide Attack at Popular Eatery,” *Washington Post*, June 20, 2005. One suicide bomber kills 5. Andy Mosher, “At Least 16 Iraqis Killed in Suicide Car Bombing,” *Washington Post*, June 21, 2005. Andy Mosher and Bassam Sebti, “Three Car Bombs Kill 19 in Shiite Area of Capital,” *Washington Post*, June 23, 2005. 4 car bombs and one suicide bomber kill 26 and wounds 55. James Glanz and John F. Burns, “Suicide Car Bomb Kills 4 American Women in Iraq,” *New York Times*, June 25, 2005. One suicide car bomb kills 6 and wounds 13. John F. Burns, “Suicide Car Bomb Kills 6 at Home of Iraqi Officer,” *New York Times*, June 26, 2005. 4 killed (not including insurgents). Andy Mosher and Dhlovon Brwari, “Three Suicide Attacks Kill 26 in Mosul,” *Washington Post*, June 27, 2005. 3 bombs kill 26 and wounds 30. John F. Burns and Edward Wong, “Some Iraqis Optimistic about Sovereignty,” *New York Times*, June 29, 2005. Two suicide car bombs kill 9 and wounds 9. Andy Mosher and Naseer Nouri, “Suicide Bomber Kills 12 in Iraq,” *Washington Post*, July 3, 2005. 2 suicide bombers and one bomb kill 29 and wounds 26. Andy Mosher, “Rebels in Iraq Threaten to Kill Abducted Diplomat,” *Washington Post*, July 7, 2005. Two car bombs kill 11 and wound 19. Andy Mosher and Naseer Nouri, “Violence Leaves 45 Dead in Iraq,” *Washington Post*, July 11, 2005. 5 suicide bombings kill 37 and wounds 51. Andy Mosher and Khalid Alsaif, “Bombing in Iraq Kills Mostly Children,” *Washington Post*, July 14, 2005. Andy Mosher, “Bombings Kill 25 in Baghdad,” *Washington Post*, July 16, 2005. 3 suicide bombers kill 25 and wound 89. Andy Mosher, “Bombing at Mosque Kills 54 in Iraq,” *Washington Post*, July 17, 2005. 1 suicide bomb kills 10 and wounds 20. Kirk Semple, “Iraqis Stunned by the Violence of a Bombing,” *New York Times*, July 18, 2005. One suicide bomber kills 71 and wounds 156. Ellen Knickmeyer, “Sunni Faction Halts Work on Iraqi Charter,” *Washington Post*, July 21, 2005. One suicide bomber kills 10. Edward Wong, “Sunnis to End Iraq Charter Boycott,” *New York Times*, July 25, 2005. Two suicide bombs kill 31 and wounds 43. James Glanz, “Suicide Bomber Attacks Army Recruits in Northern Iraq,” *New York Times*, July 30, 2005. Suicide bomber kills 10, wounds 21 (according to US Officials; Iraqi Interior Ministry claim 26 killed and 30 wounded). Kirk Semple, “Bomb Kills 2 Private Guards for British Consulate in Iraq,” *New York Times*, July 31, 2005. Suicide car bomb kills 6, wounds 25. John Hendren, “14 Marines Are Killed in Iraq Blast,” *New York Times*, August 4, 2005. 14 Marines and one interpreter killed by roadside bomb. Jonathon Finer, “US Toll Rises by 4 in Iraq,” *Washington Post*, August 5, 2005. Car bomb kills 3 US soldiers. Second car bomb kills 4, wounds 5. Ellen Knickmeyer, “US Envoy Presses Iraq to Ensure Equal Rights,” *Washington Post*, August 7, 2005. Suicide car bomb kills 5. Ashraf Khalil, “The Conflict in Iraq: Top Politicians Meet to Settle Charter Issues; Iraqi Leaders Begin a Series of Horse-trading Sessions on the Constitution Before Next Week’s Deadline; Rebel Attacks Kill at Least 10,” *Los Angeles Times*, August 8, 2005. Suicide car bomb kills 7, wounds 17. Tini Tran, “Four US Soldiers Killed in Attack; Car Bomb Kills Seven,” *Associated Press*, August 10, 2005. Car bomb kills 7, wounds 7. Suicide car bomb kills 7, wounds “more than 90.” Robert Reid, “Gunmen Kidnap Senior Iraqi Official in Baghdad; Five More Americans Killed,” *Associated Press*, August 10, 2005. 4 killed, 6 wounded in a combined roadside bomb/rocket propelled grenade/small arms fire attack. Jonathon Finer and Naseer Nouri, “Insurgents Hit Baghdad; Doubt Voiced on Charter,” *Washington Post*, August 10, 2005. Suicide car bomb kills 13, wounds “scores” (counted as zero because numbers not available). James Glanz, “Baghdad Mayor Is Ousted by a Shiite Group and Replaced,” *The New York Times*, August 10, 2005. 4 killed and 56 wounded in car bomb. Alissa Rubin, “The World; Political Unrest Mounts in Iraq; Baghdad’s Mayor Decries His Ouster and Rioters in the South Protest Their Leadership; A Bombing in the Capital and Other Violence Kill at Least 21,” *Los Angeles Times*, August 11, 2005. Antonio Castaneda, “Blast Near Mosque Kills Three Children and an Adult,” *Associated Press*, August 12, 2005. 4 killed, 19 wounded. Sameer Yacoub, “As Deadline Approaches For Iraqi Constitution, Some Agreement, Much Discord on Federalism,” *Associated Press*, August 13, 2005. 4 killed in roadside bomb. Qassim Abdul-Zahra, “Sunnis Want Federalism Shelved for Now,” *Associated Press Online*, August 14, 2005. 3 killed, 1 wounded in roadside bomb.

<sup>11</sup> *Ibid.*

<sup>12</sup> July entry is author’s estimate based on entries for previous months and recent developments. Liz Sly, “Bombs Bad Enough, But Guns Worse in Baghdad,” *Chicago Tribune*, August 11, 2005.

<sup>13</sup> Numbers for all months based on a partial list of contractors killed in Iraq according to ICasualties.org ([www.icasualties.org](http://www.icasualties.org)). Andy Mosher, “Egyptian Envoy Killed in Iraq, Al Qaeda Claims,” *Washington Post*, July 7, 2005.

<sup>14</sup> Numbers for all months based on a partial list of contractors killed in Iraq according to ICasualties.org ([www.icasualties.org](http://www.icasualties.org)). Andy Mosher, “Egyptian Envoy Killed in Iraq, Al Qaeda Claims,” *Washington Post*, July 7, 2005. James Glanz, “In Web Posting, Terrorist Group Says Algerian Diplomats Were Slain,” *New York Times*, July 28, 2005.

<sup>15</sup> Andy Mosher, “Egyptian Envoy Killed in Iraq, Al Qaeda Claims,” *Washington Post*, July 7, 2005. Qassim Abdul-Zahra, “Two Algerian Diplomats Kidnapped in Baghdad,” *Associated Press*, July 21, 2005. Two Algerians.

<sup>16</sup> Edward Wong, “US Journalist Who Wrote About Police Corruption Abducted and Killed in Basra,” *New York Times*, August 4, 2005. Ellen Knickmeyer, “Early Pullout Unlikely in Iraq, Military Official Says Withdrawal at Least a Year Off,” *Washington Post*, August 11, 2005. “US Military Investigates Kidnapping of Two Iranian Opposition Members,” *Associated Press Worldstream*, August 14, 2005.

<sup>17</sup> May numbers is author’s estimate based on Sabrina Tavernise, “2 Police Officers Assassinated in Separate Attacks,” *New York Times*, June 7, 2005.

<sup>18</sup> Ashraf Khalil, and Patrick J. McDonnell, “U.S. Plans Expansion of Crowded Iraq Prisons,” *Los Angeles Times*, June 26, 2005.

<sup>19</sup> Eric Schmitt, “Rumsfeld, in Baghdad, Presses the Iraqis On Insurgency and Writing Constitution,” *New York Times*, July 28, 2005.

<sup>20</sup> Bradley Graham, “Little Change in Troop Levels Expected Soon,” *Washington Post*, June 22, 2005.

<sup>21</sup> Kirk Semple and John F. Burns, “All-Day Suicide Bomb Blitz Claims 22 Lives in Baghdad,” *New York Times*, July 16, 2005.

<sup>22</sup> Reuven Paz, “Arab Volunteers Killed in Iraq: An Analysis,” Global Center for International Affairs Center (GLORIA), Occasional Papers, Volume 3 (2005), Number 1, March 2005. ([www.e-prism.org/images/PRISM\\_no\\_1\\_vol\\_3\\_-\\_Arabs\\_killed\\_in\\_Iraq.pdf](http://www.e-prism.org/images/PRISM_no_1_vol_3_-_Arabs_killed_in_Iraq.pdf) [July 25, 2005]).

<sup>23</sup> Julian Barnes, “Thinking About How to Get Out of Dodge,” *US News and World Report*, August 8, 2005. Liz Sly and Michael Kilian, “Military Withdrawal Tied to Iraqi Political Process,” *Chicago Tribune*, July 28, 2005.

<sup>24</sup> Beth Gardiner, “Voters’ slap likely to limit Blair’s ability to back Washington’s activist foreign policy,” *Associated Press*, May 6, 2005. “South Korea considering extending troops’ stay in Iraq, defense chief says,” *Associated Press*, June 13, 2005. “Italian helicopter crashes in Iraq, killing four,” *Associated Press*, May 31, 2005. “Poland to cut troop levels in Iraq by up to 300 this summer,” *Associated Press*, June 15.

2005. “Authorities arrest former head of Ukrainian peacekeepers in Iraq on smuggling charges,” *Associated Press*, June 13, 2005. Maria Danilova, “Russia, Georgia agree on withdrawal of Russian troops in 2008,” *Associated Press*, May 30, 2005. Alexandru Alexe, “Romanian president says hostage journalists were victims of botched kidnapping plan,” *Associated Press*, June 6, 2005. Eric Talmadge, “Japan, Considering Exit Strategy from Iraq, Wrestles



- with Legacy of Unprecedented Mission,” *Associated Press*, May 11, 2005. Jan M. Olsen, “Witnesses testify Danish soldiers ordered Iraqi detainees to kneel for hours,” *Associated Press*, May 26, 2005. Patrick Quinn, “Australian hostage freed in military operation,” *Associated Press*, June 19, 2005.
- <sup>25</sup> “Iraq Pipeline Watch,” Institute for the Analysis of Global Security,” (<http://www.iags.org/iraqpipelinewatch.htm>).
- <sup>26</sup> Alexandra Zavis, “Iraqi Insurgents Unleash Deadly Bombings, Attacks Despite U.S. Offensive,” *Associated Press*, May 11, 2005. Paul Garwood, “Surge in U.S. Troop Deaths Raises Concerns That Insurgents Retargeting,” *Associated Press*, May 24, 2005. Carol Williams, “Soldiers Get Extra Layer of Defense; Humvee crews are still not out of danger, but new protective plating provides a little more security on the hostile roadways of Iraq,” *Los Angeles Times*, July 29, 2005.
- <sup>27</sup> Bushra Juhi, “2 U.S. Fliers Die in Iraq Helicopter Crash,” *Associated Press*, June 27, 2005. The Associated Press, “Fatal Helicopter Crashes in Iraq War,” *Associated Press Online*, June 27, 2005. Information from Iraq Coalition Casualty Count ([icasualties.org/oif](http://icasualties.org/oif)) is also used. Antonia Castaneda, “Sunni Arabs Reject Shiite Proposal for Federal Iraq; Two Wounded in Crash of US Apache Helicopter,” *Associated Press*, August 12, 2005.
- <sup>28</sup> Richard A. Opiel Jr., “U.S. and Iraqi Troops Capture a Top Militant Leader in Mosul,” *New York Times*, June 17, 2005.
- <sup>29</sup> Iraq Weekly Status, *Department of State*, March 30, 2005.
- <sup>30</sup> Author’s estimate based on Eric Schmitt, “Iraqis not Ready to Fight Rebels on Own, U.S. Says,” *New York Times*, July 21, 2005.
- <sup>31</sup> Iraq Fact Sheet: Oil,” *Joint Staff & CPA*, Unclassified. Provided to the author by CPA/DoD. As of Dec 11, 2003.
- <sup>32</sup> “Iraq Fact Sheet: Oil,” *Joint Staff & CPA*, Unclassified. Provided to the author by CPA/DoD. As of Dec 11, 2003.
- <sup>33</sup> “Iraq Fact Sheet: Oil,” *Joint Staff & CPA*, Unclassified. Provided to the author by CPA/DoD. As of Dec 11, 2003.
- <sup>34</sup> “Iraq Fact Sheet: Oil,” *Joint Staff & CPA*, Unclassified. Provided to the author by CPA/DoD. As of Dec 11, 2003.
- <sup>35</sup> “Iraq Fact Sheet: Oil,” *Joint Chiefs and CPA*, January 13, 2004. “Draft Working Papers: Iraq Status,” *Department of Defense*, 20 January, 2004. Unclassified. Provided to the author by the CPA/DoD. Based on two week estimate.
- <sup>36</sup> “Iraq Fact Sheet: Oil,” *Joint Chiefs and CPA*, January 13, 2004.
- <sup>37</sup> “Iraq Fact Sheet: Power,” *Joint Staff and CPA*, March 15, 2004.
- <sup>38</sup> “Iraq Fact Sheet: Oil,” *Joint Staff and CPA*, April 20, 2004. “Iraq Fact Sheet: Oil,” *Joint Staff and CPA*, April 20, 2004.
- <sup>39</sup> “Iraq Fact Sheet: Oil,” *Joint Staff and CPA*, May 25, 2004.
- <sup>40</sup> “Iraq Fact Sheet: Oil,” *Joint Staff and CPA*, May 25, 2004.
- <sup>41</sup> Draft Working Papers: Iraq Status,” *Department of State*, October 6, 2004.
- <sup>42</sup> Draft Working Papers: Iraq Status,” *Department of State*, August 4, 2004.
- <sup>43</sup> Draft Working Papers: Iraq Status,” *Department of State*, October 6, 2004.
- <sup>44</sup> Iraq Weekly Status Report, *Department of State*, June 8, 15, 22, 2005 and August 3, 2005.
- <sup>45</sup> Iraq Weekly Status Report, *Department of State*, July 6, 13, 20, 27, 2005 and August 3, 2005.
- <sup>46</sup> Iraq Weekly Status Report, *Department of State*, August 3, 2005.
- <sup>47</sup> Iraq Weekly Status Report, *Department of State*, July 6, 13, 20, 27, 2005 and August 3, 2005.
- <sup>48</sup> Iraq Weekly Status Report, *Department of State*, July 6, 13, 20, 27, 2005 and August 3, 2005.
- <sup>49</sup> Iraq Weekly Status Report, *Department of State*, July 6, 13, 20, 27, 2005 and August 3, 2005.
- <sup>50</sup> Iraq Weekly Status Report, *Department of State*, July 6, 13, 20, 27, 2005 and August 3, 2005.
- <sup>51</sup> Iraq Weekly Status Report, *Department of State*, August 10, 2005.
- <sup>52</sup> Iraq Weekly Status Report, *Department of State*, August 10, 2005.
- <sup>53</sup> Iraq Weekly Status Report, *Department of State*, August 10, 2005.
- <sup>54</sup> Iraq Weekly Status Report, *Department of State*, August 10, 2005.
- <sup>55</sup> Iraq Weekly Status Report, *Department of State*, August 10, 2005.
- <sup>56</sup> Iraq Weekly Status Report, *Department of State*, August 10, 2005.
- <sup>57</sup> Iraq Weekly Status Report, *Department of State*, August 10, 2005.
- <sup>58</sup> Iraq Weekly Status Report, *Department of State*, August 3, 10, 2005.
- <sup>59</sup> Iraq Weekly Status Report, *Department of State*, August 10, 2005.
- <sup>60</sup> Iraq Weekly Status Report, *Department of State*, July 6, 13, 20, 27, 2005 and August 3, 2005.
- <sup>61</sup> Iraq Weekly Status Report, *Department of State*, July 6, 13, 20, 27, 2005 and August 3, 2005.
- <sup>62</sup> Iraq Weekly Status Report, *Department of State*, July 6, 13, 20, 27, 2005 and August 3, 2005.
- <sup>63</sup> Iraq Weekly Status Report, *Department of State*, August 3, 10, 2005.
- <sup>64</sup> Iraq Weekly Status Report, *Department of State*, August 3, 10, 2005.
- <sup>65</sup> Iraq Weekly Status Report, *Department of State*, August 3, 10, 2005.
- <sup>66</sup> Iraq Weekly Status Report, *Department of State*, August 10, 2005.
- <sup>67</sup> Jeremy Crimmons, “Chicago Lawyer Helped Rebuild Communications Network in Iraq,” *Chicago Daily Law Bulletin*, April 23, 2005. Anderson Cooper 360 Degrees, CNN, June 30, 2004. “Media in Iraq,” *BBC Monitoring World Media*, January 24, 2005. Survey Outlines Iraqi Newspapers’ Popularity, Standards,” *BBC Monitoring International Reports*, June 14, 2004. “Iraqi Newspaper Delegation Visits Jordan Discusses Ties, Iraqi Media Environment,” *BBC Monitoring International Reports*, April 22, 2005
- <sup>68</sup> Tod Robberson, “Media Too Free for Some Iraqis,” *Dallas Morning News*, July 18, 2005.
- <sup>69</sup> Tod Robberson, “Media Too Free for Some Iraqis,” *Dallas Morning News*, July 18, 2005.
- <sup>70</sup> “Iraq Weekly Status Report”, *Department of Defense*, June 22, 2004, May 25, 2004, April 27, 2004. <sup>70c</sup> “Iraq Weekly Status Report”, *Department of State*, August 25, 2004, September 29, 2004, October 27, 2004, November 24, 2004, December 22, 2004, January 26, 2005, February 16, 2005, March 30, 2005, April 13, 2005, May 11, 2005, June 22, 2005.
- <sup>71</sup> GAO-040902R: Rebuilding Iraq: Resources, Security, Governance, Essential Services, and Oversight Issues, General Accounting Office, June 2004, p.10. Barbara Slevin, “Senators Slam Administration on Iraq” *USA Today*, September 16, 2004. Steven R. Weisman, “Rice Urges Arab States to Send Envoys to Baghdad,” *New York Times*, June 22, 2005.
- <sup>72</sup> Provided to the author by American military sources. Face to face interviews with 4,340 Iraqis. Margin of error is +/-3%.
- <sup>73</sup> Oxford Research International/BBC/ABC News. ARD/NHK, as quoted in “Special Report: Iraq, One Year On,” *Economist*, March 20, 2004. Poll conducted between February 9<sup>th</sup> and February 28<sup>th</sup>.
- <sup>74</sup> “Opinion Analysis,” *Office of Research, Department of State*, Washington DC, January 6, 2004. Preliminary findings. The Office of Research survey was carried out between November 19-28. It has a margin of error of +/-6%.
- <sup>75</sup> Ibid.
- <sup>76</sup> Ibid.
- <sup>77</sup> Will Lester, “Poll Finds Baghdad Residents Glad to Be Rid of Saddam,” *Associated Press*, September 24, 2003. The Gallup poll cited was carried out between August 8 and September 4. It has a margin of error of +/-3%.
- <sup>78</sup> Ibid.
- <sup>79</sup> Ibid.
- <sup>80</sup> Ibid.
- <sup>81</sup> Walter Pincus, “Skepticism About U.S. Deep, Iraq Polls Shows; Motive for Invasion is Focus of Doubts,” *Washington Post*, November 12, 2003.
- <sup>82</sup> Ibid.
- <sup>83</sup> Ibid.